The following supplement accompanies the article

Projection of drought-inducing climate conditions in the Czech Republic according to Euro-CORDEX models

Petr Štěpánek*, Pavel Zahradníček, Aleš Farda, Petr Skalák, Miroslav Trnka, Jan Meitner, Kamil Rajdl

*Corresponding author: stepanek.p@czechglobe.cz

Climate Research 70: 179–193 (2016)

Table S1. Heat waves - number of days with a temperature above 30°C for at least three consecutive days for the 3 experiments.

Period	RCP	EC-EARTH RACMO	HadGEM2-ES RCA	MPI-ESM-LR CCLM	CZ
1981-2010					3.7
2021-2040	RCP45	6.3	5.3	5.9	
	RCP85	4.5	7.0	6.7	
2081-2100	RCP45	7.6	11.0	8.7	
	RCP85	18.0	33.6	17.2	

Table S2. Number of days with higher or equal maximum temperature than 30°C for the 3 experiments.

Period	RCP	EC-EARTH RACMO	HadGEM2-ES RCA	MPI-ESM-LR CCLM	CZ
1981-2010					7.8
2021-2040	RCP45	10.9	8.4	10.9	
	RCP85	10.3	11.5	11.8	
2081-2100	RCP45	12.7	15.9	16.3	
	RCP85	27.4	41.2	26.7	

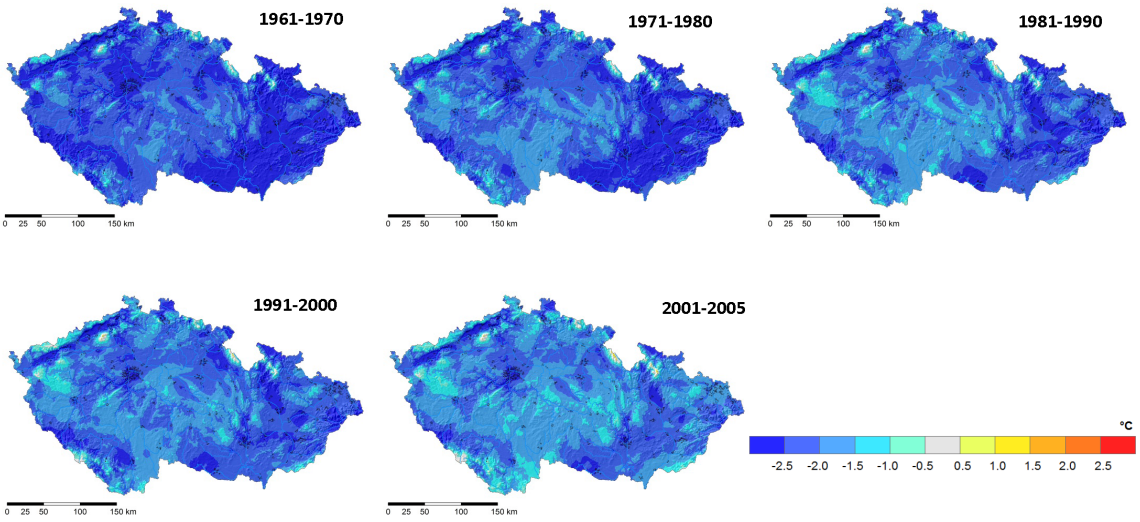

Fig. S1. Temperature bias for EC-EARTH RACMO, for individual periods (decades).

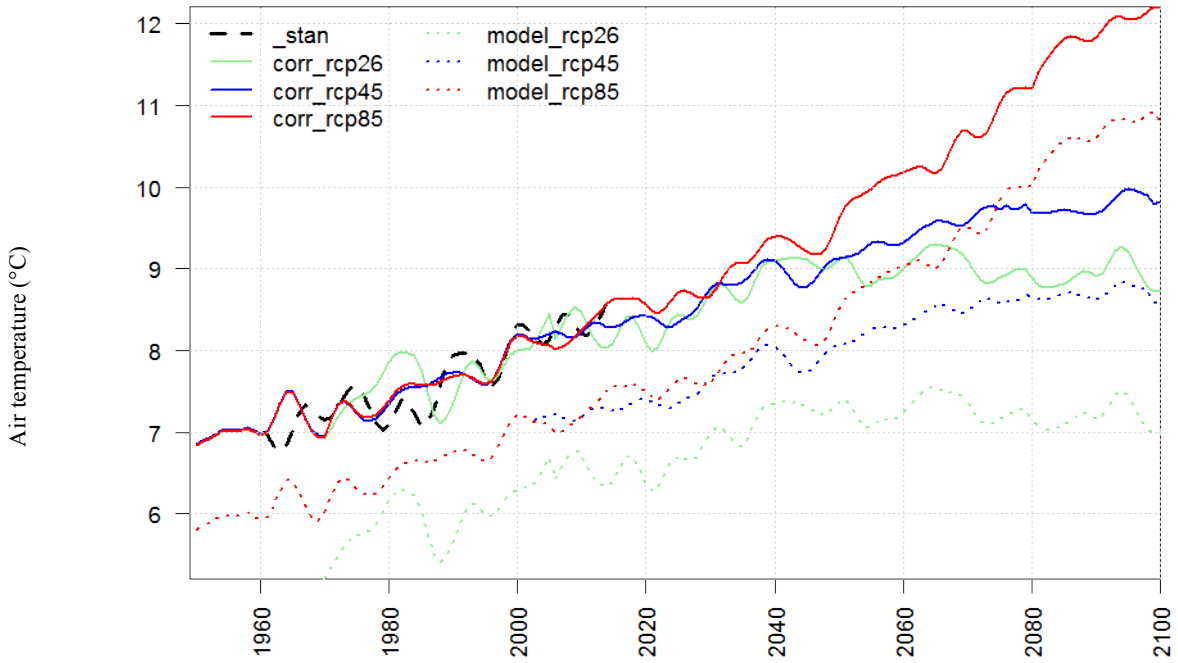

Fig. S2. Fluctuations of annual air temperature according to average of smoothed (10-year low-pass Gaussian filter) values of all 11 experiments (**stan** – reality, **corr** – bias corrected RCM outputs, **model** – original model outputs).

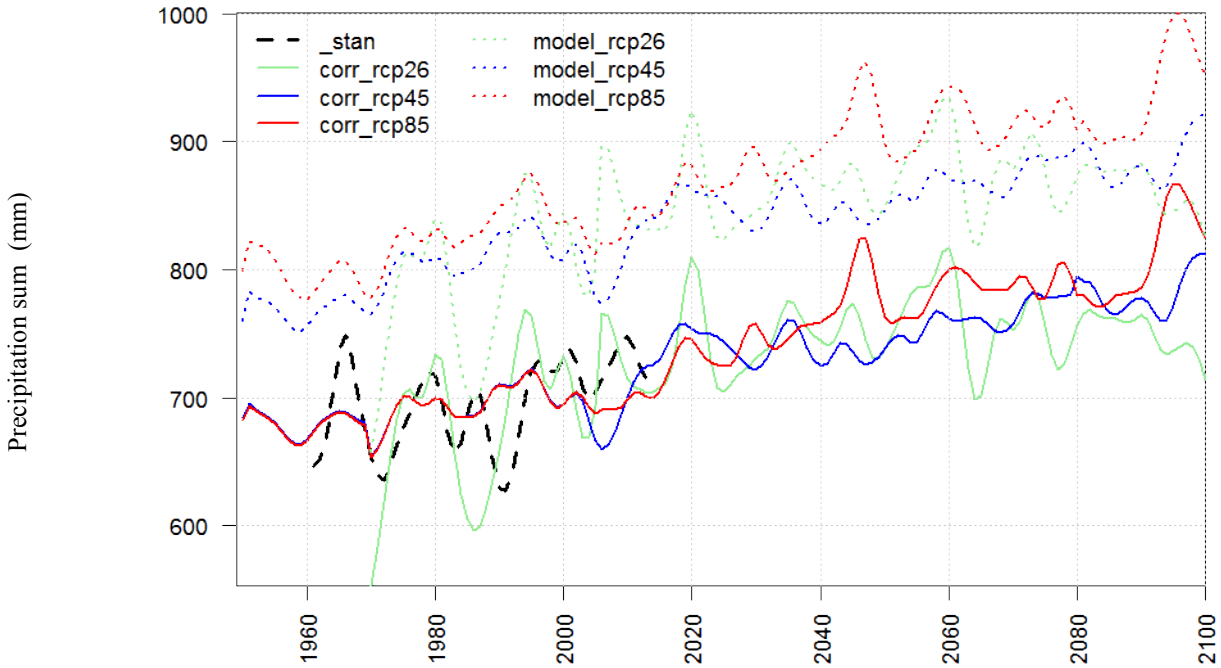

Fig. S3. Fluctuations of annual precipitation sums according to the average of the smoothed (with 10-year low-pass Gaussian filter) values of all 11 experiments (**stan** – reality, **corr** – bias corrected RCM outputs, **model** – original model outputs).

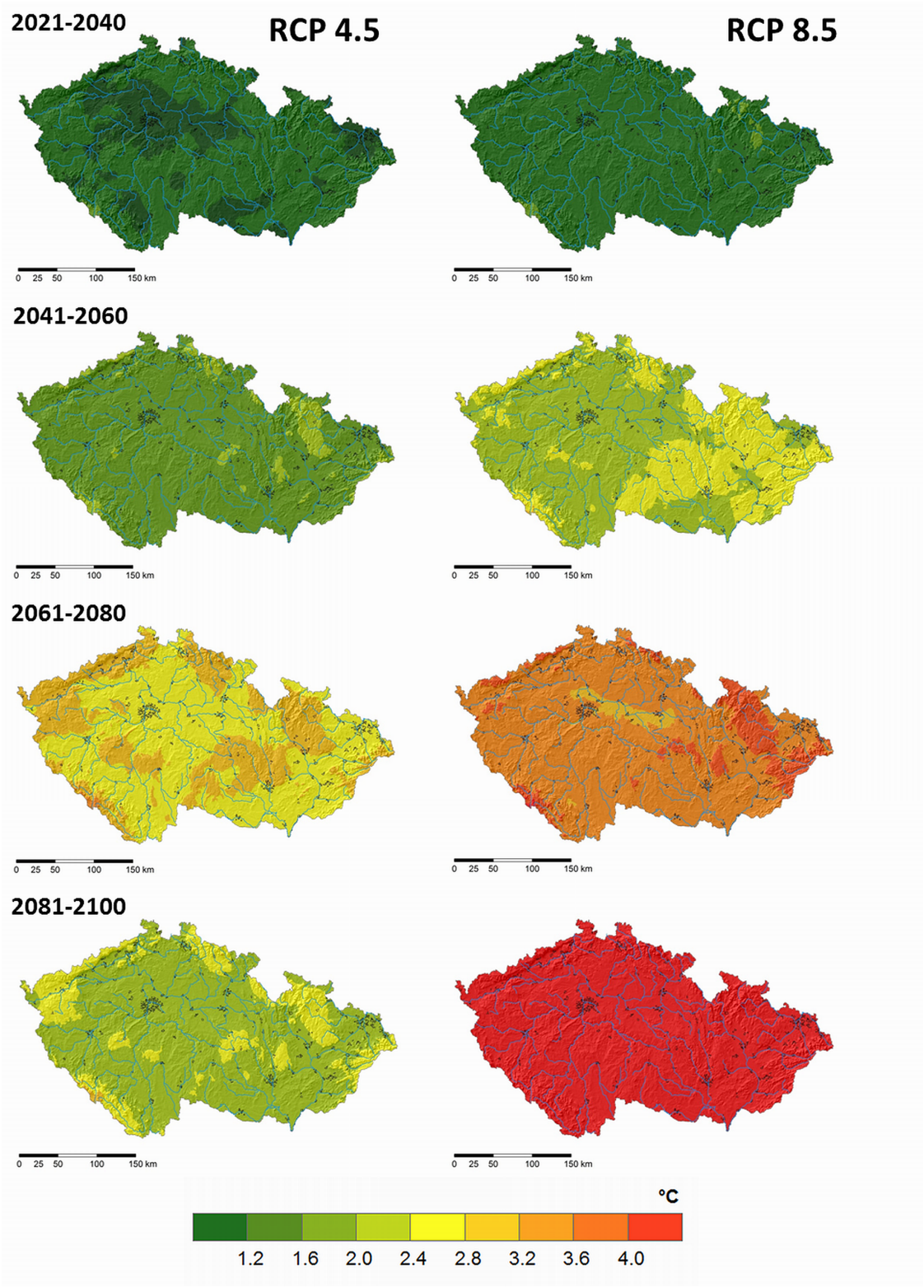

Fig. S4. Differences between annual air temperature for future climate and the present (1981–2010), according to the HadGEM2-ES RCA experiment.

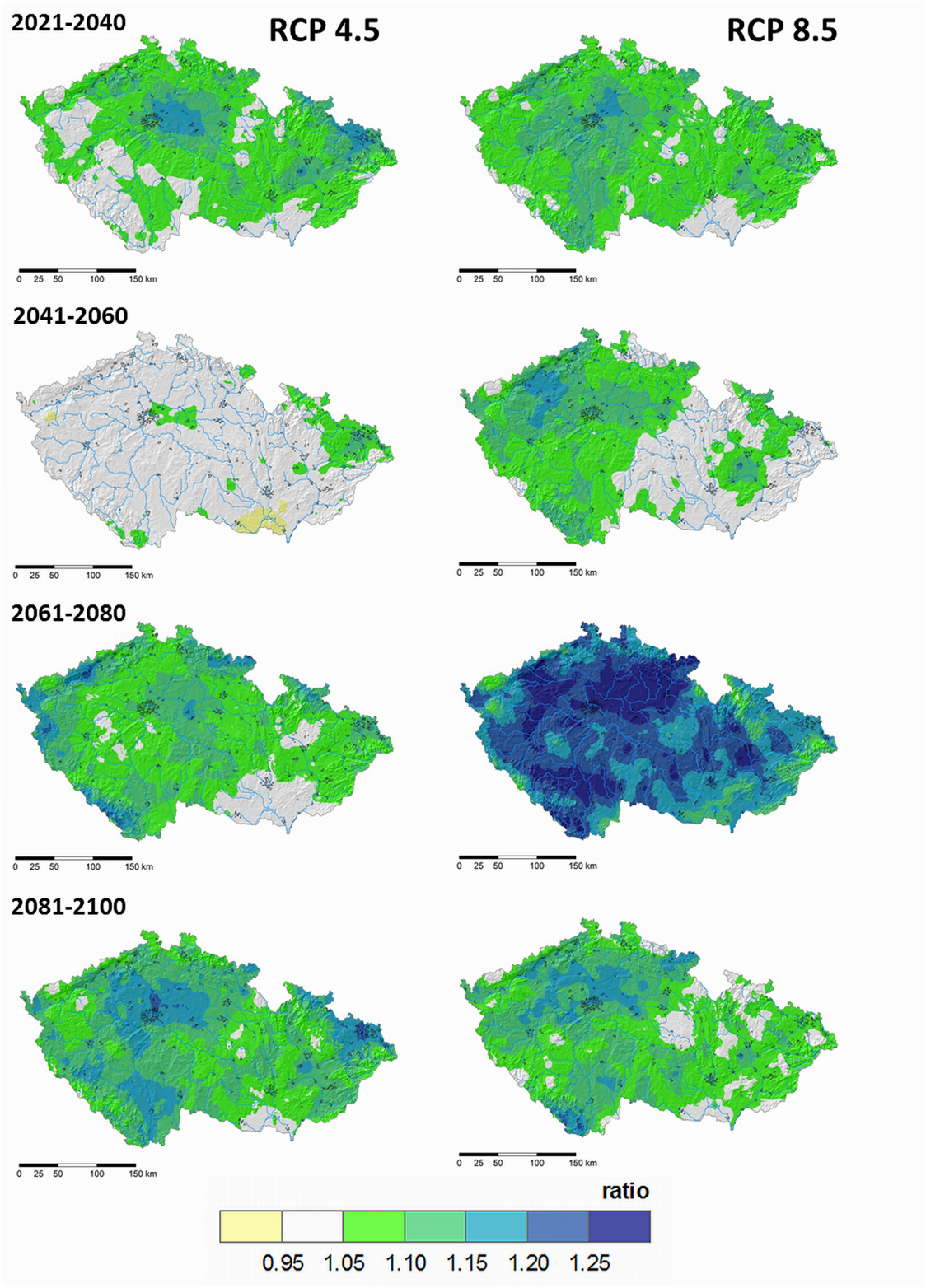

Fig. S5. Ratio between annual precipitation for future climate and the present (1981–2010), according to the HadGEM2-ES RCA experiment.