

Scales of spatial variation in Mediterranean subtidal sessile assemblages at different depths

Antonio Terlizzi^{1,*}, Marti J. Anderson², Simonetta Fraschetti¹, Lisandro Benedetti-Cecchi³

¹Laboratorio Zoologia e Biologia Marina, Dipartimento di Scienze e Tecnologie Biologiche ed Ambientali, Università di Lecce, CoNISMa, 73100 Lecce, Italy

²Department of Statistics, University of Auckland, Private Bag 92019, Auckland, New Zealand

³Dipartimento di Scienze dell'Uomo e dell'Ambiente, Università di Pisa, Via A. Volta 6, 56126, Pisa, Italy

*Email: antonio.terlizzi@unile.it

Marine Ecology Progress Series 332:25–39 (2007)

Appendix 1. Abbreviations, names, and taxonomic details of the variables included in analyses.

Abbreviation	Name of the variables	Taxa included within the variable
	Rhodophyceae	
Amp	<i>Amphiroa</i> spp.	<i>A. rigida</i> J.V. Lamouroux <i>A. rubra</i> (Philippi) Woelkerling
AC	Articulated corallines	<i>Haliptilon virgatum</i> (Zanardini) Garbary & Johansen <i>Jania rubens</i> (L.) J.V. Lamouroux
CB	Coarsely branched algae	<i>Chondria</i> spp. <i>Champia parvula</i> (C. Agardh) Harvey <i>Gulsonia nodulosa</i> (Ercegovic) Feldmann & Feldmann <i>Chrysmenia ventricosa</i> (J.V. Lamouroux) J. Agardh
Cor	<i>Corallina</i> spp.	<i>C. elongata</i> Ellis & Solander <i>C. officinalis</i> (L.)
Dum	Dumontiaceae	<i>Acrosymphyton purpuriferum</i> (J. Agardh) Sjöstedt <i>Dudresnaia verticillata</i> (Withering) Le Jolis
ECR	Encrusting calcified Rhodophyta	<i>Lithophyllum incrustans</i> Philippi <i>L. frondosum</i> (L. Dufour) Furnari, Cormaci & Alongi <i>Lithothamnion</i> spp. <i>Neogoniolithon</i> spp. <i>Peyssonnelia harveyana</i> P. & H. Crouan ex J. Agardh <i>P. polymorpha</i> (Zanardini) F. Schmitz <i>P. rosamarina</i> Boudouresque & Denizot
Gel	Gelidiaceae	<i>Pterocladia</i> spp. <i>Gelidiella</i> spp. <i>Gelidium</i> spp. <i>Pterocladiella</i> spp.
Lau	<i>Laurencia</i> complex	<i>Laurencia obtusa</i> (Hudson) J.V. Lamouroux <i>Osmundea</i> spp. <i>Chondrophycus papillosus</i> (J. Agardh) Garbary & Harper
Pey	<i>Peyssonnelia</i> spp.	<i>P. squamaria</i> (S.G. Gmelin) Decaisne <i>P. bornetii</i> Boudouresque & Denizot

Sco	<i>Sphaerococcus coronopifolius</i> (Naccari) Robenhorst	
Tto	<i>Tenarea tortuosa</i> (Esper) Lemoine	
TTS	Thin tubular sheet-like algae	<i>Gracilaria</i> spp. <i>Kallymenia reniformis</i> <i>Meredithia microphylla</i> (J. Agardh) J. Agardh <i>Nithophyllum</i> spp. <i>Phyllophora</i> spp. <i>Racidilingua</i> spp. <i>Rhodymenia</i> spp. <i>Sebdenia dichotoma</i> .
Tfr	<i>Tricleocarpa fragilis</i> (L.) Huismans & R.A. Townsend	
Wpe	<i>Wrangelia penicillata</i> (C. Agardh) C. Agardh	
	Pheophyceae	
Csi	<i>Colpomenia sinuosa</i> (Mertens) Derbs & Solier	
Cut	Cutleriales	<i>Cutleria adspersa</i> (Mertens ex Roth) De Notaris <i>Lobophora variegata</i> (J.V. Lamouroux) Womersley <i>Zanardinia typus</i> (Nardo) P.C. Silva
Cys	<i>Cystoseira</i> spp.	
Dpo	<i>Dictyopteris polypodioides</i> (De Candolle) J.V. Lamouroux	
Dic	Dictyotales	<i>Dictyota dichotoma</i> (Hudson) J.V. Lamouroux <i>D. linearis</i> (C. Agardh) Greville <i>D. dichotoma</i> (Hudson) J.V. Lamouroux var. <i>intricata</i> (C. Agardh) Greville <i>D. fasciola</i> (Roth) J.V. Lamouroux var. <i>fasciola</i>
Ppa	<i>Padina pavonica</i> (L.) Thivy	
Sar	<i>Sargassum</i> sp.	
Sty	Stypocaulaceae	<i>Halopteris filicina</i> (Grateloup) Kützing <i>Stypocaulon scoparium</i> (L.) Kützing
	Chlorophyceae	
Aace	<i>Acetabularia acetabulum</i> (L.) Silva	
Cbu	<i>Codium bursa</i> (L.) C. Agardh	
Cef	<i>Codium effusum</i> (Rafinesque) Delle Chiaje	
Fpe	<i>Flabellia petiolata</i> (Turra) Nizamuddin	
GFA	Filamentous green algae	<i>Bryopsis</i> spp. <i>Enteromorpha</i> spp. <i>Chaetomorpha</i> spp.

		<i>Cladophora</i> spp.
Htu	<i>Halimeda tuna</i> (J. Ellis & Solander) J.V. Lamouroux	
Per	<i>Palmophyllum crassum</i> (Rosenhorst) Naccari	
Vma	<i>Valonia macrophysa</i> Kützing	
	Mixed Algal Groups	
FAL	Filamentous algae	Gigartinales Ceramiales <i>Ectocarpus</i> spp. <i>Sphacelaria</i> spp.
	Porifera	
Aac	<i>Acanthella acuta</i> Schmidt	
Aor	<i>Agelas oroides</i> Schmidt	
Axi	<i>Axinella</i> sp.	
Cnu	<i>Chondrilla nucula</i> Schmidt	
Cre	<i>Chondrosia reniformis</i> Nardo	
Cla	<i>Clathrina</i> spp.	<i>Clathrina clathrus</i> (Schmidt) <i>Clathrina coriacea</i> (Montagu)
		<i>C. celata</i> Grant <i>C. nigricans</i> (Schmidt) <i>C. rhodensis</i> Rutzler & Bromley <i>C. schmidti</i> (Ridley) <i>C. vastifica</i> Hancock <i>C. viridis</i> (Schmidt)
Cli	<i>Cliona</i> spp.	
Dys	<i>Dysidea avara</i> (Schmidt)	
ERS	Encrusting red sponges	<i>Crambe crambe</i> (Schmidt) <i>Spirastrella cunctatrix</i> Schmidt <i>Clathria toxivaria</i> (Sarà)
Hme	<i>Haliclona mediterranea</i> Griessinger	
Hco	<i>Hemimycale columella</i> (Bowerbank)	
Iva	<i>Ircinia variabilis</i> (Schmidt)	
MDSp	Massive dark sponges	<i>Cacospongia</i> spp. <i>Ircinia foetida</i> (Schmidt) <i>Ircinia spinosula</i> (Schmidt)
Pfi	<i>Petrosia ficiformis</i> (Poiret)	
Pho	<i>Phorbas</i> spp. (Bowerbank)	<i>P. fictitius</i> (Bowerbank) <i>P. sp.</i>
Pte	<i>Phorbas tenacior</i> (Topsent)	

Tfu *Terpios fugax* Duchassaing & Michelotti

Hydrozoa

Hyd

Hydroids

Aglaophenia spp.
Campanularia spp.
Clytia spp.
Coryne spp.
Eudendrium spp.
Halecium spp.
Obelia spp.
Tubularia spp.
Zanclaea spp.
Dynamena disticha (Bosc)
Garveia grisea (Motz-Kossowska)
Halocoryne epizoica Hadzi
Halopteris diaphana (Heller)
Hydranthea margarica (Hincks)
Plumularia setacea (Linnaeus)

Anthozoa

Amu

Aiptasia mutabilis (Gravenhorst)

Beu

Balanophyllia europaea (Risso)

Cpe

Cereus pedunculatus (Pennant)

Cme

Cerianthus membranacea Spallanzani

Csm

Caryophyllia smithii Stokes & Broderip

Cca

Cladocora caespitosa (L.)

Lpr

Leptopsammia pruvoti Lacaze-Duthiers

Pax

Parazoanthus axinellae (Schmidt)

Pmu

Polycyathus muelleriae (Abel)

Sto

Stolonifera

Clavularia sp.
Cornularia cornucopiae (Pallas)

Polychaeta

Ser

Serpuloidea

Bivalvia

Gdu

Gastrochaena dubia (Pendant)

Lli

Lithophaga lithophaga (L.)

Mga

Mytilus galloprovincialis Lamarck

Gastropoda

Ver

Vermetidae

Cirripedia

Bar

Balanus perforatus Bruguière

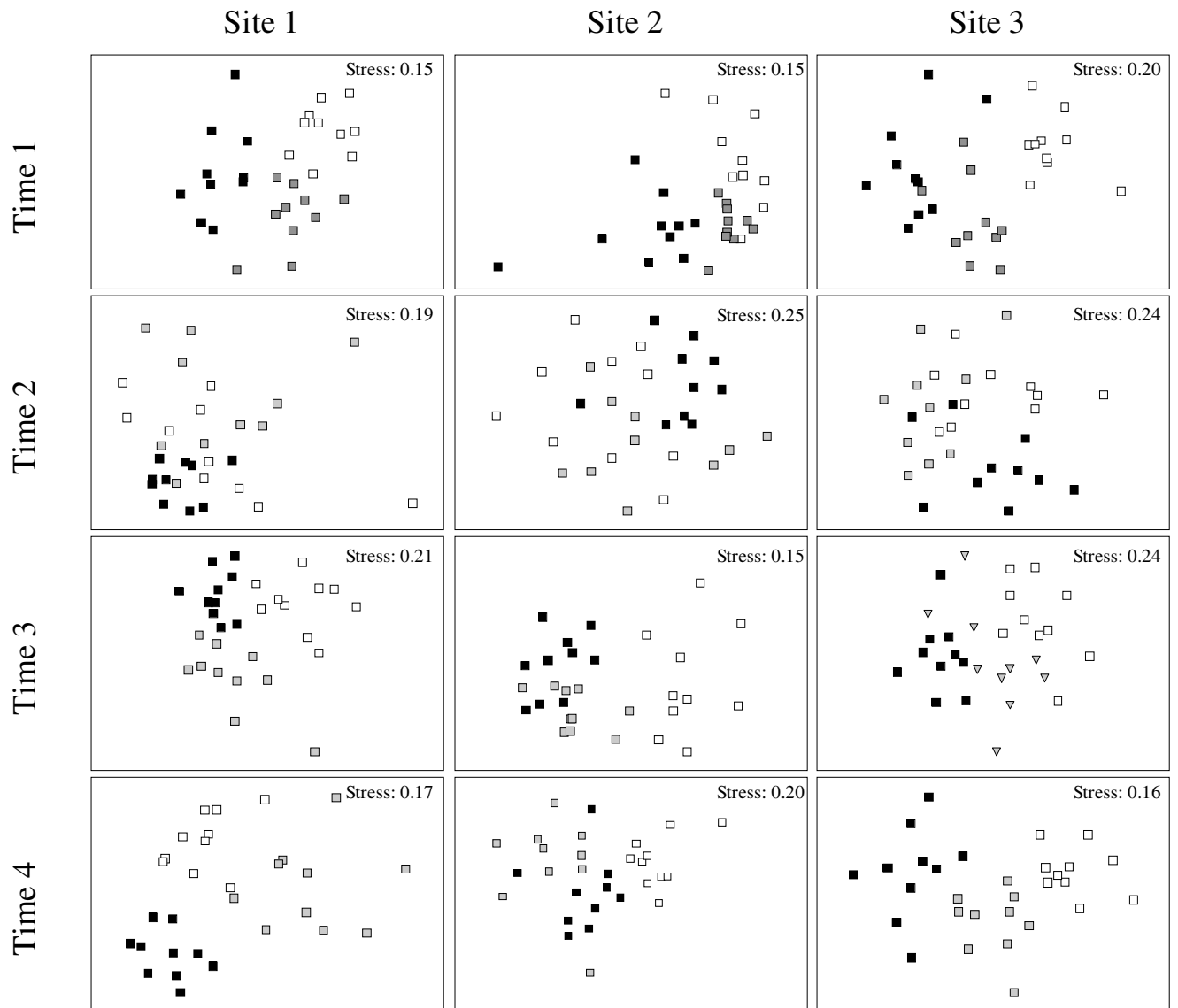
Bryozoa

Ade

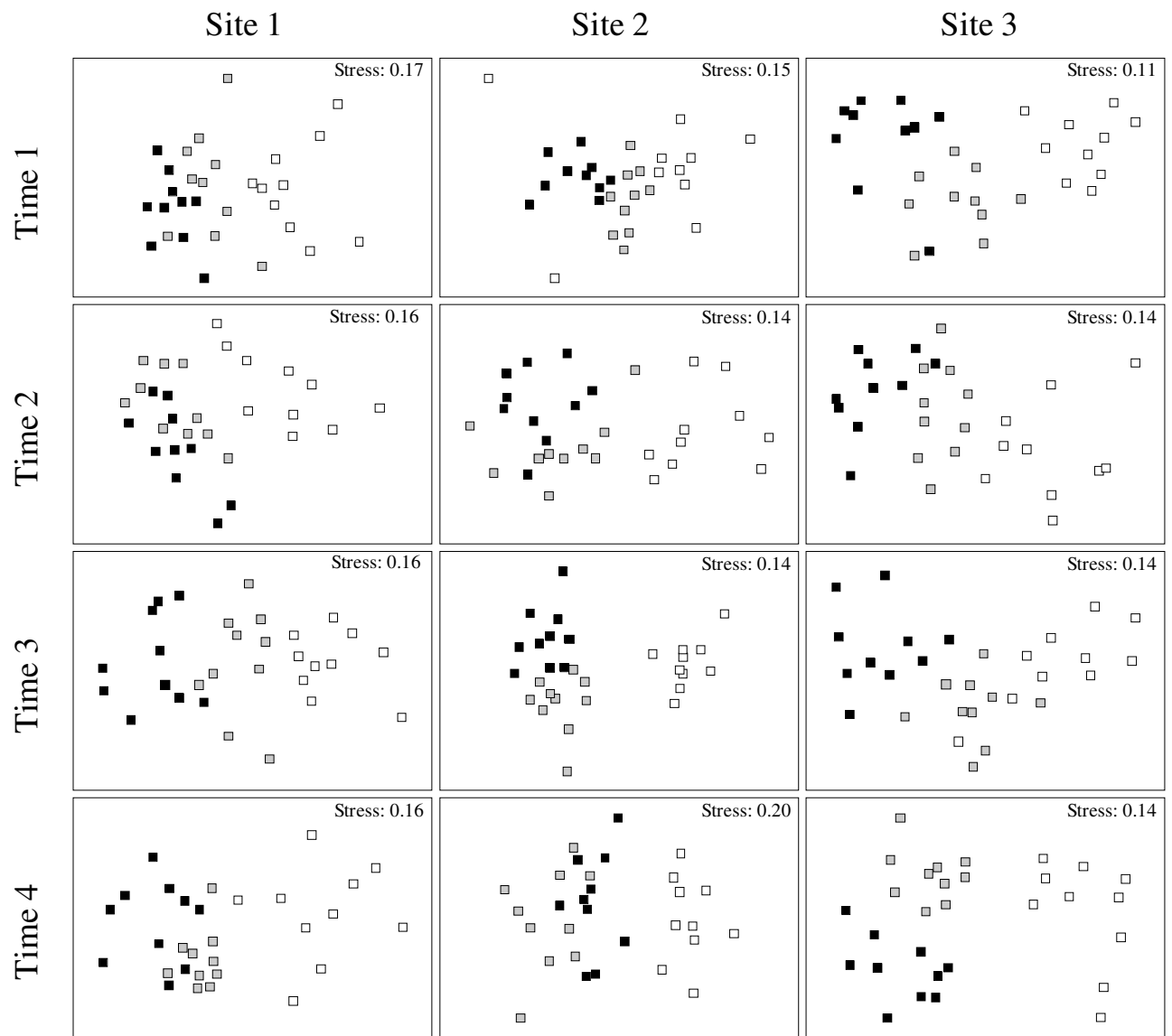
Adeonella sp.

EB	Encrusting bryozoans	<i>Calpensia</i> sp. <i>Schizobrachiella sanguinea</i> (Norman) <i>Schizoporella longirostris</i> Hincks <i>Schizomavella</i> sp. <i>Reptadeonella violacea</i> Johnston
Mce	<i>Margaretta cereoides</i> (Ellis & Solander)	
Mtr	<i>Myriapora truncata</i> (Pallas)	
Pen	<i>Pentapora</i> sp.	
Sert	<i>Sertella</i> sp.	
TRB	Thin ramified bryozoans	<i>Bugula</i> sp. <i>Crisia</i> sp. <i>Hornera frondiculata</i> Lamouroux <i>Nolella gigantea</i> (Busk) <i>Scrupocellaria</i> sp.
	Asciaceae	
Apl	<i>Aplidium</i> spp.	
Ame	<i>Ascidia mentula</i> Müller	
Cde	<i>Cystodytes dellechiaiei</i> (Della Valle)	
Did	Didemnidae	<i>Didemnum lahillei</i> Hartmeyer <i>D. maculosum</i> Milne-Edwards <i>D. fulgens</i> (Milne-Edwards) <i>Trididemnum cereum</i> (Giard)
Dli	<i>Diplosoma listerianum</i> (Milne-Edwards)	
Hpa	<i>Halocynthia papillosa</i> (L.)	
Mic	<i>Microcosmus</i> sp.	

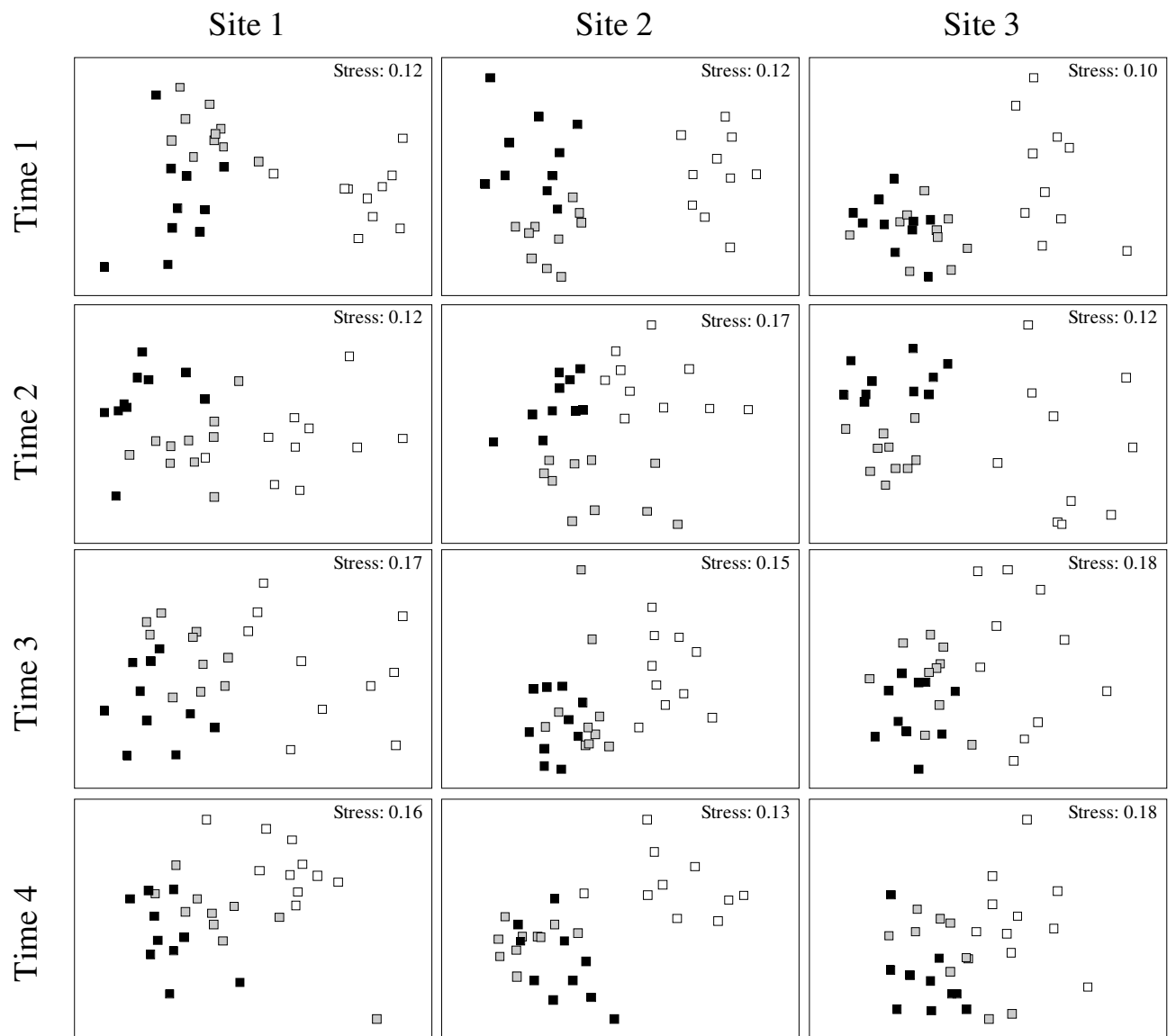
Appendix 2. Individual non-metric MDS plots showing relationships among assemblages at each of three depths on the basis of the Bray-Curtis dissimilarities on $\log_{10}(x+1)$ transformed data, with $n = 10$ replicates per depth, separately at each time and at each site, as indicated, for locations (a) Torre del Serpe (TS), (b) Torre Minervino (TM), (c) Zinzulusa (ZN) and (d) Ciolo (CL). Black symbols = 25 m, grey symbols = 15 m, white symbols = 5 m).



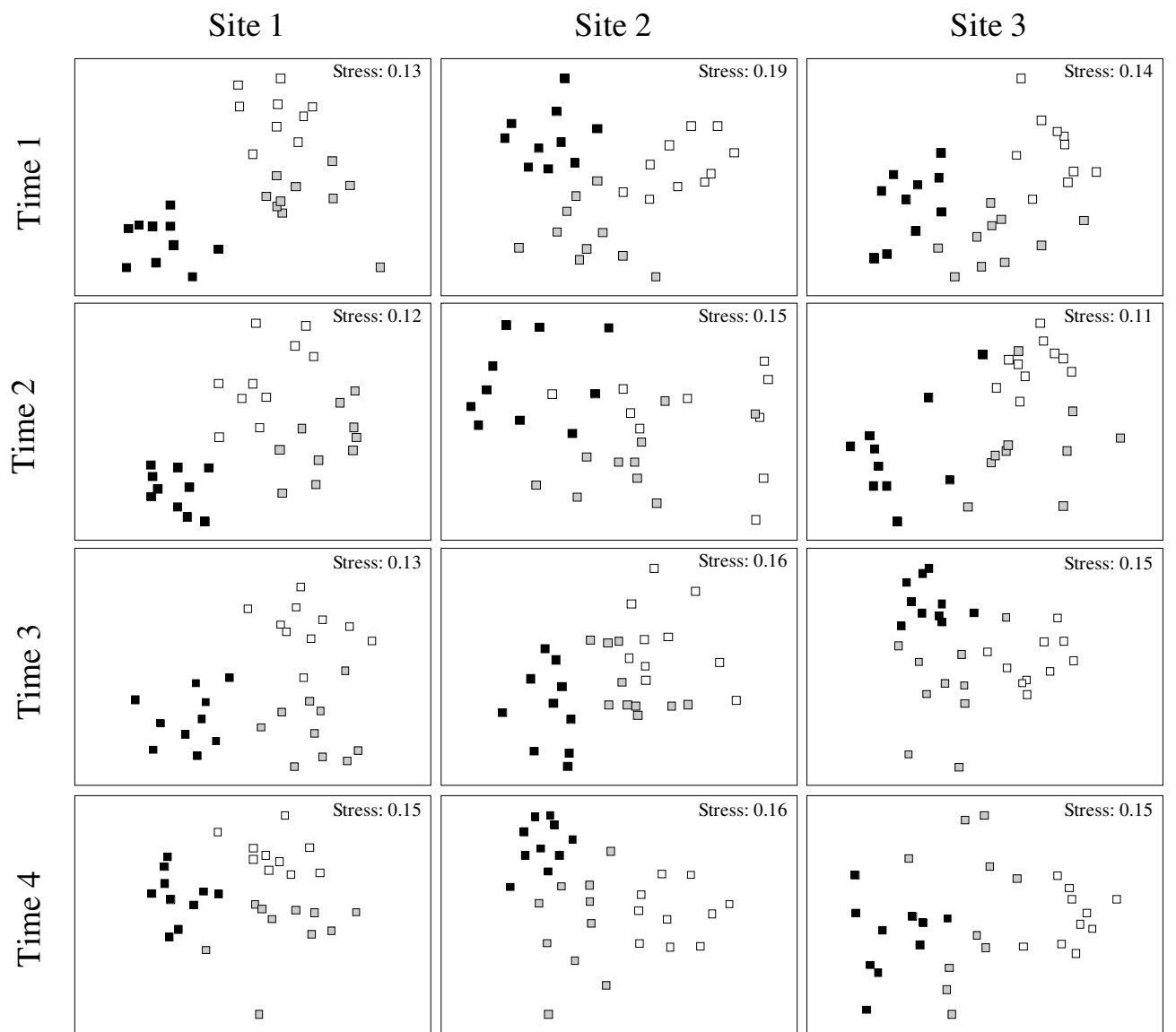
a



b



c



d