The following supplement accompanies the article

Trophic interactions and ecological stability across a remote and a populated coral reef atoll in the Marshall Islands

Peter Houk[1,2,*], Craig Musburger[3]

[1]University of Guam Marine Laboratory, Mangilao, Guam 96923, Guam
[2]Pacific Marine Resources Institute, Saipan, Northern Mariana Islands
[3]Department of Zoology, University of Hawaii at Manoa, Honolulu, Hawaii 96822, USA

*Email: houkp@uguam.uog.edu

Marine Ecology Progress Series: 488 23–34 (2013)

Supplement. Graphical summaries of species and functional group abundance for coral and fishes reported from Rongelap and Majuro Atolls. Photographs were also provided to contrast the study atolls and augment the findings

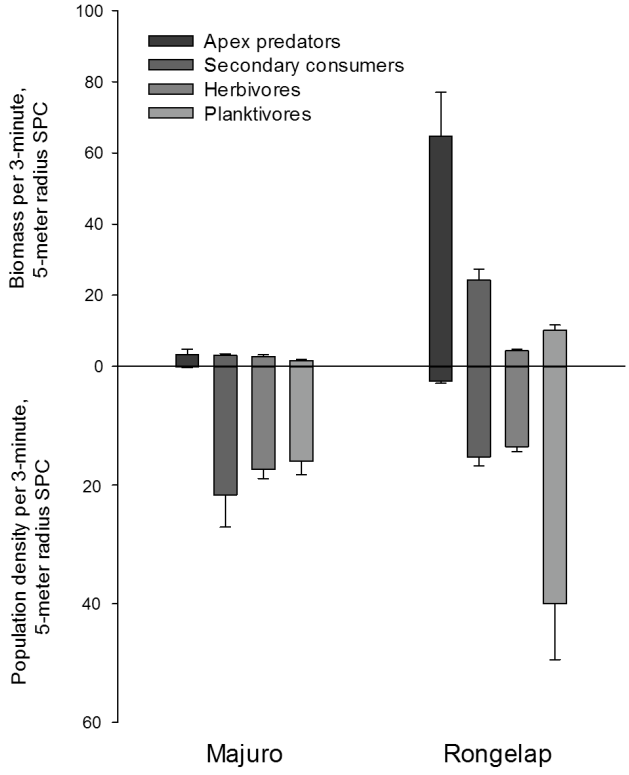

Fig. S1. Mean (±SE) fish biomass and population density per stationary point count (SPC) for 4 major functional groups. Data were aggregated at the site level, and the mean of the 10 monitoring sites for each atoll is reported

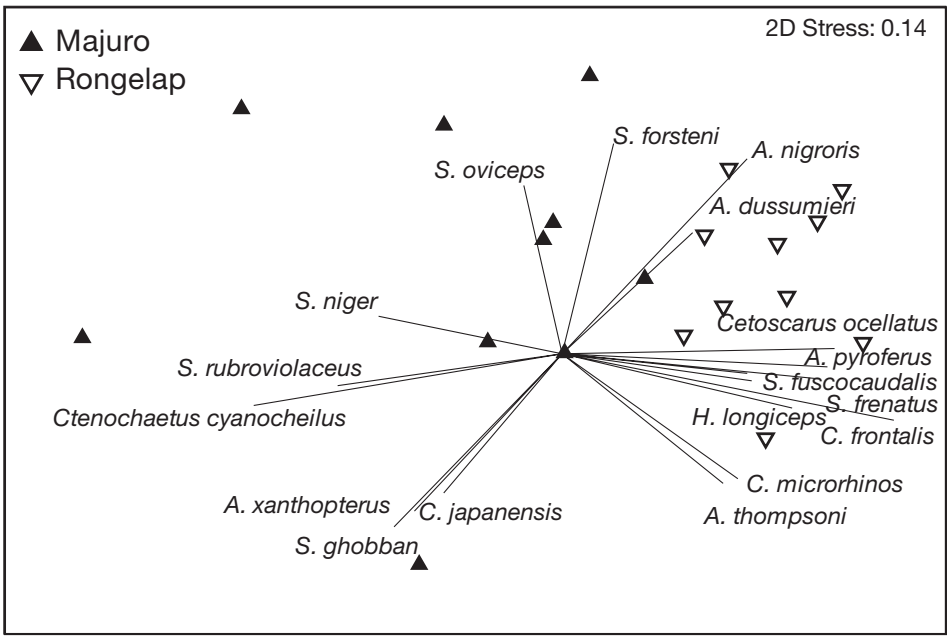

Fig. S2. Multi-dimensional scaling plot highlighting the differences in herbivore and detritivore fish assemblages between the study atolls (acanthurids, scarids, and planktivores excluded). Species noted on the plot were the strongest contributors to the atoll-level differences (Spearman rank correlation coefficients > 0.5). Genera as follows: A. – *Acanthurus*, C. – *Chlorurus*, H. – *Hipposcarus*, and S. – *Scarus*

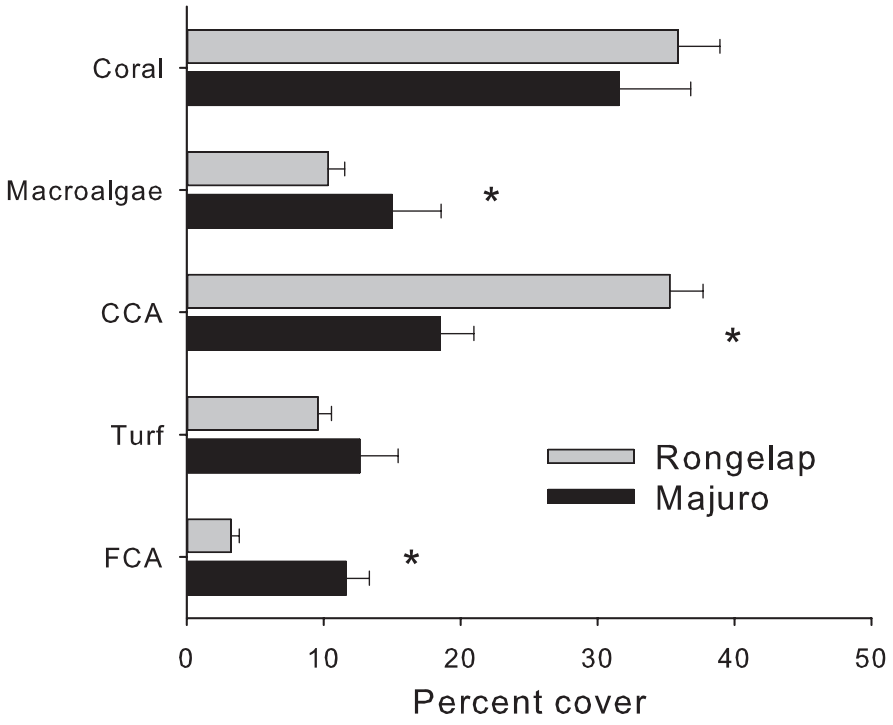

Fig. S3. Mean (±SE) percent cover of dominant benthic substrates on Majuro and Rongelap. Data were aggregated at the site level, and the mean of the 10 monitoring sites for each atoll is reported. CCA – crustose coralline algae, FCA – fleshy coralline algae

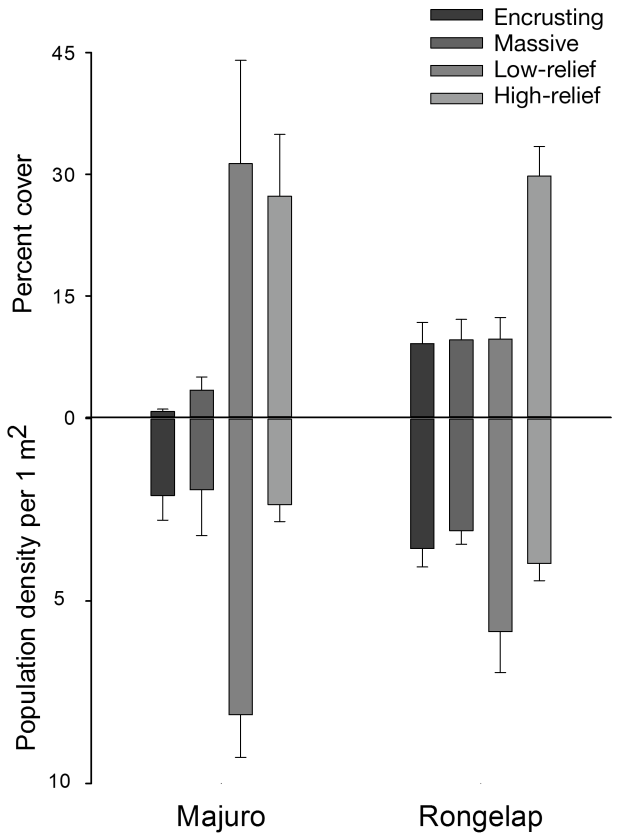

Fig. S4. Mean (±SE) percent cover and population density of corals grouped by growth form. Data were aggregated at the site level, and the mean of the 10 monitoring sites for each atoll is reported

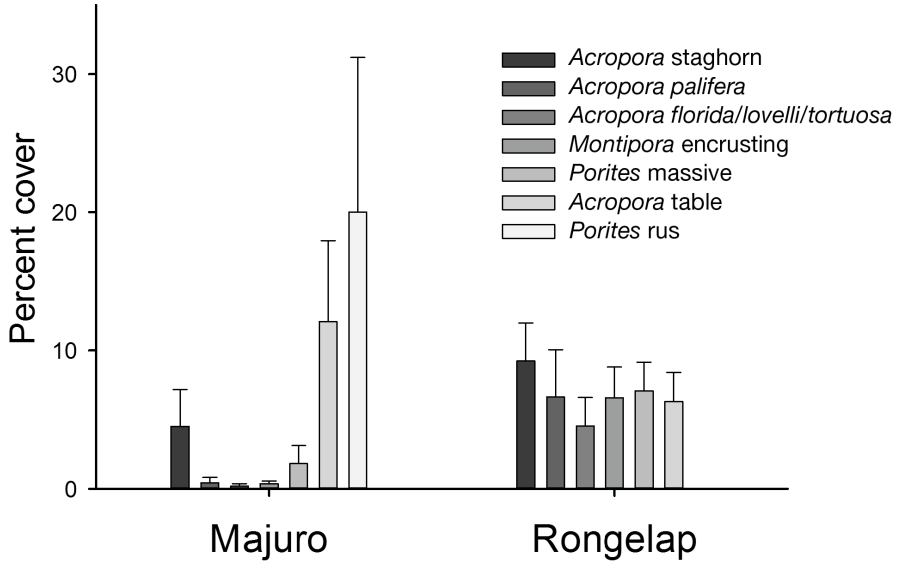

Fig. S5. Mean (±SE) percent cover of corals that were the strongest driver of inter-atoll trends. Data were aggregated at the site level, and the mean of the 10 monitoring sites for each atoll is reported



Fig. S6. (a) Apex predators, (b) grazing parrotfishes, and (c) high diversity coral assemblages on Rongelap. (d) Similar patch reefs on Majuro with benthic substrates dominated by non-calcifying substrates, suggesting reduced resilience in the face of a disturbance event impacting table *Acropora*