



FEATURE ARTICLE

Competitive interactions between the invasive green alga *Codium fragile* ssp. *tomentosoides* and native canopy-forming seaweeds in Nova Scotia (Canada)

Robert E. Scheibling*, Patrick Gagnon

Department of Biology, Dalhousie University, Halifax, Nova Scotia B3H 4J1, Canada

ABSTRACT: Two concurrent 2 yr experiments were conducted along the Atlantic coast of Nova Scotia (1) to examine competitive interactions between the invasive green alga *Codium fragile* ssp. *tomentosoides* and canopy-forming native seaweeds, particularly the dominant kelps (*Laminaria longicuris* and *L. digitata*) and opportunistic algae (*Desmarestia viridis* and *D. aculeata*), and (2) to identify conditions enabling the establishment and persistence of *C. fragile*. In the first experiment, *Laminaria* spp. and/or *Desmarestia* spp. were either removed or left intact (in an orthogonal factorial design) to examine their effect on *C. fragile*. At the end of the experiment, cover, density, and biomass of *C. fragile* did not differ significantly among treatments, although mean density was up to 2 times greater in plots where kelp was removed than in control plots. While removal of kelp positively affected growth of *C. fragile* (up to 12 cm mo^{-1}) during the first year, growth was similar among treatments in the second year, when kelps were smaller and *Desmarestia* spp. were virtually absent (following decimation of native seaweeds by the invasive bryozoan *Membranipora membranacea*). Survival of marked individuals of *C. fragile* was high in all treatments in the first year (85 to 100%), but dropped during winter in the second year (40 to 60%). In the second experiment, the effect of stands of *C. fragile* on re-colonization by *Laminaria* spp. and *Desmarestia* spp. was examined by removing *C. fragile* in both Pulse and Press removal treatments. At the end of the experiment, density of *Laminaria* spp. in the Press treatment was more than 4 times higher than in the Pulse treatment. Dense stands of *C. fragile* in control plots inhibited recruitment of kelps and other seaweeds, and survival of marked thalli of *C. fragile* over 9 mo was high (90%). We conclude *C. fragile* exhibits competitive advantages over native seaweeds through opportunistic exploitation of disturbance-generated gaps within kelp beds. Once established as dense meadows, *C. fragile* prevents re-colonization by kelp and persists as the dominant canopy-forming seaweed for prolonged periods.



Along the Atlantic coast of Nova Scotia, the introduced green alga *Codium fragile* ssp. *tomentosoides* opportunistically exploits disturbance-generated gaps in kelp beds (above) and, once established, forms dense meadows that inhibit subsequent re-colonization by kelps and other native seaweeds.

Photo: Robert Scheibling

KEY WORDS: Invasive species · Competition · Community dynamics · Facilitation · *Codium fragile* ssp. *tomentosoides* · Kelp · *Membranipora membranacea* · Species interactions

Resale or republication not permitted without written consent of the publisher

INTRODUCTION

As accidental introductions of non-native species to coastal ecosystems accelerate on a global scale, there is a growing and urgent concern about the potential threats to biodiversity and the integrity of natural marine communities (Carlton 1992, MacIsaac 1996, Ruiz et al. 1997, Cohen & Carlton 1998, Carlton 1999,

*Email: rescheib@dal.ca

Bax et al. 2003, Strayer et al. 2004). Studies of marine invasions have focused largely on documenting the spread of non-native species by human activities or characterizing the attributes of successful invaders over a variety of spatial and temporal scales (e.g. Carlton & Scanlon 1985, Meinesz & Hesse 1991, Jaubert et al. 2003, Castilla et al. 2005). More recently, attention has been directed towards understanding biotic interactions that mediate the establishment, spread and persistence of introduced marine species. Biotic interactions between native and introduced species are often inferred from correlational evidence (e.g. Lambert et al. 1992, Grosholz & Ruiz 1996, Chapman 1999, Scheibling & Anthony 2001). Rigorous experimental testing of causal mechanisms has lagged behind observational studies of pattern (but see Reusch & Williams 1999, Grosholz et al. 2000, Britton-Simmons 2004, Kushner & Hovel 2006).

Growing recognition of the importance of facilitative interactions as a structuring force in marine and terrestrial ecosystems has called into question a more traditional theoretical foundation that emphasizes the role of negative interactions (predation and competition) in population and community ecology (see reviews by Callaway 1995, Bruno & Bertness 2001). Rooted in a contemporary scientific current that strives to integrate effects of both negative and facilitative interactions is the view that invasive species (like indigenous ones) not only compete for resources within their introduced range, but may also benefit from the presence of other introduced species that increase the likelihood of their survival and establishment, and possibly the magnitude of their impact. Termed 'invasional meltdown' by Simberloff & Von Holle (1999), the notion of facilitative interactions among invaders counterpoints the traditional 'biotic resistance' paradigm (*sensu* Elton 1958) that invasion failure results from inhibition by resident species. Between these extremes lies a range of direct and indirect species interactions with various invasional outcomes. Numerous published accounts support both the invasional meltdown (e.g. Ricciardi 2001, Wonham et al. 2005, Parker et al. 2006) and biotic resistance paradigms (e.g. Stachowicz et al. 1999, Ruiz et al. 2000, Britton-Simmons 2006). However, the frequency of occurrence of invasional meltdown may be greater than suggested by the literature (Simberloff & Von Holle 1999).

In coastal marine habitats, introduced macrophytes (i.e. seaweeds and seagrasses) have often been associated with changes in biodiversity and community structure. In the Mediterranean Sea alone, at least 61 species of macrophytes (Rhodophyta, Phaeophyceae, Chlorophyta, and Spermatophyta) are introduced, and these have had varying ecological impacts (Verlaque 1994, Ribera & Boudouresque 1995, Boudouresque

& Verlaque 2002). Although many non-indigenous macrophytes are assimilated into host communities without obvious affect, others have caused major alterations in community structure through competitive displacement or exclusion of native species. Well documented examples include the tropical green algae *Caulerpa taxifolia* and *C. racemosa* in the Mediterranean Sea and southeastern Australia (Meinesz & Hesse 1991, Verlaque & Fritayre 1994, Balata et al. 2004, York et al. 2006), the Asian seagrass *Zostera japonica* along the western coast of the USA (Posey 1988), the Asian kelp *Undaria pinnatifida* (Laminariales) in central Patagonia (Casas et al. 2004) and Tasmania (Valentine & Johnson 2003), and the Asian brown alga *Sargassum muticum* (Fucaceae) in western Europe and western USA (Staehr et al. 2000, Britton-Simmons 2004, Sanchez et al. 2005, Buschbaum et al. 2006).

In the northwest Atlantic, the green alga *Codium fragile* ssp. *tomentosoides* presents a striking example of widespread invasion by a subtidal seaweed. Native to Japan, *C. fragile* was first observed along the east coast of North America in Long Island Sound (New York) in the mid 1950s (Carlton & Scanlon 1985, Trowbridge 1998). Its geographical range has since expanded considerably, with a current estimated distribution from North Carolina (USA) to southern Québec (Canada) (Bird et al. 1993, Garbary et al. 1997, Mathieson et al. 2003). In the Gulf of Maine (USA) and along the Atlantic coast of Nova Scotia (Canada), *C. fragile* has become the dominant canopy species at sites once dominated by luxuriant kelp beds (mainly *Laminaria* spp.) (Harris & Tyrrell 2001, Chapman et al. 2002, Mathieson et al. 2003). Mechanistic explanations of the replacement of kelp by *C. fragile* in this region include (1) removal of grazing pressure by the urchin *Strongylocentrotus droebachiensis* after mass mortality caused by disease (Scheibling & Anthony 2001) and (2) major reductions in kelp canopy caused by outbreaks of a non-indigenous, epiphytic bryozoan *Membranipora membranacea* that result in increased fragmentation of fronds during periods of strong wave surge (Scheibling et al. 1999, Chapman et al. 2002, Levin et al. 2002).

Inferences about causal mechanisms are largely based on observations over the last 2 decades of changing patterns of distribution and abundance of native and introduced species in Nova Scotia (Chapman et al. 2002) and the Gulf of Maine (Berman et al. 1992, Harris & Tyrrell 2001, Mathieson et al. 2003). Levin et al. (2002) provide evidence from small-scale transplantation studies of positive interactions between invasive species by showing that kelp survival is lowest in the presence of both *Codium fragile* and *Membranipora membranacea*. However, the role of competition in enabling (1) the establishment of

C. fragile within host communities, (2) the displacement of native algal species (including the competitively dominant, canopy-forming kelps), and (3) the persistence of *C. fragile*, is not well understood. One facet of interaction—the effect of kelp on *C. fragile*—remains unknown, although its assessment is critical to unequivocally resolve competitive interactions between the alien and native seaweed species.

In this study, we report on the results of 2 concurrent field experiments conducted between 1997 and 2000 to examine competitive interactions between *Codium fragile* and canopy-forming native seaweeds: the dominant perennial kelps (*Laminaria longicruris* and *L. digitata*) and annual (*Desmarestia viridis*) and perennial (*D. aculeata*) plumose brown algae. These experiments mimic defoliation of native seaweeds by *Membranipora membranacea* and disturbance within *C. fragile* meadows to identify conditions enabling the establishment and persistence of *C. fragile*. We show that *C. fragile* exhibits competitive advantages over native seaweeds in its introduced range through opportunistic exploitation of disturbance-generated gaps within native kelp beds.

MATERIALS AND METHODS

Study site and macroalgal community dynamics.

The study site is located in the lee of Little Duck Island (44° 22' N, 64° 11' W) at the mouth of Mahone Bay, Nova Scotia, and is semi-protected from the predominant southwesterly swell. The substratum consists of a series of basaltic ledges and troughs, extending from the intertidal to ca. 10 m depth (below mean lower low water), where the rock outcrops grade to a cobble bed. The dynamics of sea urchin (*Strongylocentrotus droebachiensis*) and macroalgal populations at this site have been the focus of a number of studies since 1992 (e.g. Scheibling & Hennigar 1997, Meidel & Scheibling 1998, Scheibling et al. 1999, Balch & Scheibling 2000), which provide a contextual baseline for examining interactions between *Codium fragile* and native seaweeds that influence the pattern and rate of invasion.

In 1992, a luxuriant kelp bed covered the rocky substratum down to ca. 8 m depth (below mean low water), where a dense front of sea urchins was advancing onshore from deeper regions and destructively grazing all seaweeds (Scheibling et al. 1999). *Laminaria longicruris* was the dominant canopy-forming kelp throughout all but the shallowest areas (< 2 m depth) where it was replaced by *L. digitata*. Large plumose brown algae (*Desmarestia aculeata* and *D. viridis*) and annual kelp (*Saccorhiza dermatodea*) occurred in metre-scale gaps within the *Laminaria* bed. An understory turf consisted of branching coralline

algae (*Corallina officinalis*) and foliose and filamentous red algae (*Ceramium rubrum*, *Ptilota serrata*, *Plumaria plumosa*, *Chondrus crispus*, *Palmaria palmata*; Scheibling et al. 1999).

Codium fragile ssp. *tomentosoides* was first established at shallow depths (< 5 m) after recurrent outbreaks of *Membranipora membranacea* in 1993 and 1994 decimated the kelps at this site (Scheibling et al. 1999). In deeper waters, the kelp bed (mainly *Laminaria longicruris*) regenerated by 1995 through recruitment and growth of juvenile sporophytes (Scheibling et al. 1999). However, recurrent infestations of *M. membranacea* continued to erode the remaining kelps and, coupled with an increased supply of *C. fragile* propagules from the shallow stands, probably facilitated the offshore spread of the invasive alga at Little Duck Island. Outbreaks of disease caused mass mortality of urchins in 1995 (Scheibling & Hennigar 1997) and enabled seaweeds, including *C. fragile*, to colonize the barrens formed by intensive grazing in the deeper regions of this site (below 6 m). *C. fragile* progressively increased in cover and thallus size along with native seaweeds (*Laminaria* spp. and *Desmarestia* spp.) during the early stages of succession in 1996 and 1997 (Chapman et al. 2002).

Effect of native canopy-forming seaweeds on *Codium fragile*. The effect of kelp (*Laminaria longicruris* and *L. digitata*, hereafter *Laminaria*) and other canopy-forming brown algae (*Desmarestia aculeata* and *D. viridis*, hereafter *Desmarestia*) on the recruitment, growth, and survival of *C. fragile* ssp. *tomentosoides* (hereafter *Codium*) during succession in the former urchin barrens, was examined in a factorial experiment in which *Laminaria* (L) and/or *Desmarestia* (D) were removed (–) or left intact (+) in 4 treatments: L–D+, L–D–, L+D–, L+D+ (control). In August 1997, 2 yr after the sea urchin die-off, 16 plots of 1 × 1 m were located within mixed stands of *Laminaria*, *Desmarestia* and *Codium*. The plots were selectively placed on relatively flat ledges within a 15 × 50 m area at ca. 8 m depth (± 0.5 m). Four replicate plots of each of the 4 treatments were randomly assigned to the 16 plots. All individuals of *Laminaria* and/or *Desmarestia* were manually removed (similar to the effects of severe defoliation of native seaweeds by *Membranipora membranacea*) from each plot in a removal treatment, and from a 0.5 m wide buffer zone around a plot (i.e. a total of 4 m² was cleared per plot); this was done once at the start of the experiment (20 August 1997) and at each sampling date thereafter (see Fig. 1). The plots were marked at all corners with small plastic floats suspended 1 m off the bottom. Care was taken by divers not to disturb *Codium*, or other non-manipulated algae, within or around the plots while the experiment was set up or on any sampling date.

Percentage cover of *Codium*, *Laminaria* and *Desmarestia* was measured at about monthly intervals during the summer/autumn period of active growth of *Codium*, from August 1997 to October 1997 and from May 1998 to August 1999 in each experimental plot. The algal canopy in each plot was video-recorded using a diver-operated camera (Sony CCD-V801 Hi-8 video camera recorder in an Amphibico VH2000 housing). A 1 m wide framer attached to the housing was used to position the camera 0.6 m off the bottom. The diver aligned the framer with one side of a plot and swept across it, then reversed direction and repeated the sweep. This allowed duplicate records for analysis that were averaged to give a more precise estimate of the cover of thalli that moved in the surge. Percentage cover was analyzed by freezing frames centered in each plot (with a Sony EV-S900 VCR), projecting 100 regularly spaced points onto the frame, and counting the number of points overlying each algal type. Algal cover before (May 1997) and after (September 1999, and February, May, and August 2000) the experiment was recorded in 8 to 10 randomly positioned 1 m² quadrats along a 50 m transect extending through the experimental area, and analyzed similarly.

Growth and survival of *Codium* were measured by monitoring individual thalli in each experimental plot. At the start of the experiment, 6 to 8 thalli were marked with a 2 cm diameter numbered plastic tag affixed with marine epoxy (Z-Spar) to the substratum 1 cm from the base of a thallus. Marked individuals were measured at 1 to 2 mo intervals during the summer/autumn growth season for *Codium* each year (i.e. September and October 1997; May, July, August, September, and October 1998; and February, June, and August 1999). Thallus length was measured with a plastic tape (1 mm accuracy) extended from the hold-fast to the distal tips. Circumference was measured by loosely cinching the tape around the bushiest part of the thallus.

Density and biomass of *Codium* were measured at the end of the experiment (25 August 1999). Thalli in each experimental plot were manually removed at the hold-fast, placed in a net bag, and returned to the shore in a plastic bin with seawater. Individual thalli (with a hold-fast) were counted in each sample, and then pooled with any fragments detached during collection to measure fresh weight with a spring scale (25 g accuracy).

Effect of *Codium fragile* on native canopy-forming seaweeds. The effect of established stands of *Codium* on recolonization by *Laminaria* and *Desmarestia* was examined by removing *Codium* in both Pulse and Press treatments. In August 1997, 10 plots of 1 × 1 m were located within dense patches of *Codium* on relatively flat ledges within a 10 × 50 m area extending alongshore of Little Duck Island at ca. 4 m depth

(± 0.5 m). The experimental site was situated ca. 80 m onshore (due North) from the site of the first experiment measuring the effect of native canopy-forming seaweeds on *Codium* (see above). For the Pulse removal treatment, *Codium* was removed from 5 of the 10 plots (and from a 0.5 m wide buffer zone around each plot) once at the start of the experiment (20 August 1997) and again after 1 yr (21 July 1998). The other 5 plots served as unmanipulated controls. For the Press removal treatment, *Codium* was manually removed from an additional 5 plots (located on similar substrata within the same experimental area) on 21 July 1998 and at approximately monthly intervals until the end of the experiment (25 August 1999).

The plots were marked and video-recorded as in the first experiment to measure percentage cover of the canopy at the start of the experiment (August 1997) and at approximately monthly intervals from April 1998 to August 1999. Canopy cover was also measured after the experiment in 8 to 10 randomly positioned 1 m² quadrats along a 50 m transect extending through the experimental area in February, May, and August 2000. Density and biomass of *Codium* were measured in plots from which the species was experimentally removed (Pulse removal treatment, August 1997; Press removal treatment, July 1998) and from all plots at the end of the experiment. Density and biomass of native canopy-forming species (kelps and *Desmarestia viridis*) were measured in all treatments at the end of the experiment. All measurements were as described in the first experiment.

Growth and survival of *Codium* were measured in the control plots. In each of the 5 plots, the positions of 6 to 8 thalli were marked (as described in the first experiment), and measured in December 1998 and April, June and August 1999.

Statistical analyses. Changes in the percentage of canopy cover occupied by *Codium*, *Laminaria* and *Desmarestia* respectively, between treatments and sampling dates, were analyzed using repeated measures analysis of variance (ANOVA). Differences in density and biomass of these and other algal species at the end of each experiment were analyzed using 1- or 2-way ANOVA. Data were arcsine transformed as required to meet the assumption of homogeneity of variance (Levene's test, $\alpha = 0.05$). Analyses were computed using Greenhouse-Geisser adjusted degrees of freedom when data did not meet the assumption of sphericity (Mauchly's test, $\alpha = 0.05$). Growth of *Codium* (as length and circumference) in the first experiment was compared between treatments by 2-way ANOVA, and survival by 2-way contingency table analysis, after pooling individuals over replicate plots. Numbers of surviving thalli in some plots were too low to permit robust testing of plot effects (e.g. nested ANOVA).

RESULTS

Native canopy-forming seaweeds limit the recruitment and growth of *Codium fragile*

Removal of *Laminaria* (L) and/or *Desmarestia* (D) in experimental treatments (L-D+, L-D-, L+D-) generally increased the percent cover of *Codium* relative to control plots with both genera present (L+D+) (Fig. 1). Repeated measures ANOVA during the growing seasons for *Codium* in 1997 (August to October) and 1998

(May to October, excluding July because of missing data) showed significant effects on *Codium* cover of both treatments (1997: $F_{3,12} = 3.7$, $p = 0.041$; 1998: $F_{3,11} = 11.2$, $p = 0.001$) and date (1997: $F_{2,24} = 54.4$, $p < 0.001$; 1998: $F_{4,44} = 12.2$, $p < 0.001$), and no interaction of treatment and date (1997: $F_{6,24} = 0.76$, $p = 0.606$; 1998: $F_{12,44} = 1.01$, $p = 0.445$). Post hoc tests (Tukey's HSD test, $\alpha = 0.05$) showed that cover of *Codium* in the treatment in which both *Laminaria* and *Desmarestia* were removed (L-D-) was significantly higher than in the control or the treatment in which only *Desmarestia* was removed (L+D-, in 1998 only). In 1999 however, a similar analysis (April to August) indicated a significant effect of date ($F_{1.3,14.3} = 16.4$, $p = 0.001$), but no effect of treatment ($F_{3,11} = 0.31$, $p = 0.817$) and no interaction of treatment and date ($F_{3.9,14.3} = 0.15$, $p = 0.956$). Within each year, the cover of *Laminaria* or *Desmarestia* in the treatment in which the respective alga was present (L+D- or L-D+) did not differ significantly from the control (Fig. 1) (repeated measures ANOVA: *Laminaria*, $p > 0.10$; *Desmarestia*, $p > 0.19$).

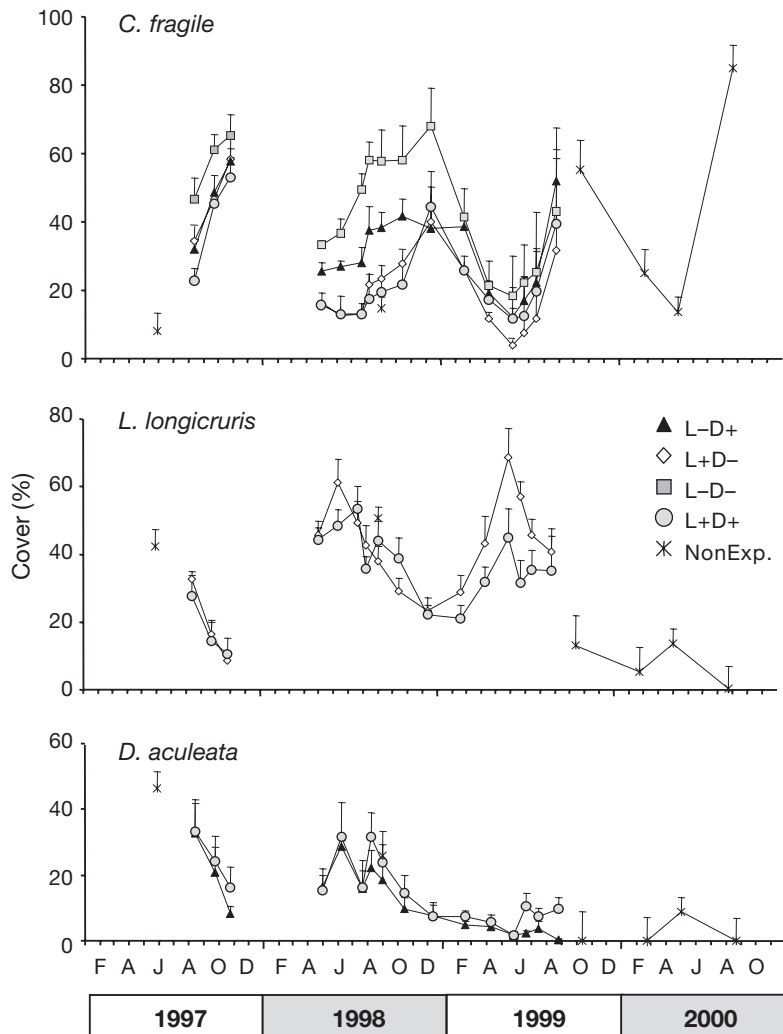


Fig. 1. *Codium fragile*, *Laminaria longicuris* and *Desmarestia aculeata*. Change in percentage canopy cover of *C. fragile* and of experimentally manipulated canopy-forming species (*L. longicuris*, *D. aculeata*) in the 4 orthogonal treatments (L-D+, *Laminaria* removed; L+D-, *Desmarestia* removed; L-D- *Laminaria* and *Desmarestia* removed; L+D+, unmanipulated control), and the natural macroalgal assemblage (Non Exp., non-experimental random samples), at 8 m depth from May 1997 to August 2000. Data are mean + SE for 4 replicate 1 m² plots per treatment (3 plots in 2 cases in 1998, 10 plots for non-experimental random samples). Cover of *Laminaria* and *Desmarestia* was ca. 0 in the respective removal treatments and is not shown here. Note that the maximum cover for all 3 species is 100%

At the end of the experiment (August 1999), the mean density of *Codium* was lower in treatments where *Laminaria* was present than in those where it was removed (Fig. 2). This difference was greatest (by a factor of 2) between the treatment with *Laminaria* removed (L-D+, 37%) and the control (L+D+, 17%). However, there was no statistically detectable effect of the presence of either *Laminaria* or *Desmarestia*, and no significant interaction between these 2 factors, on either the density or biomass of *Codium* (2-way ANOVA, $p > 0.20$) (Fig. 2). There was also no difference in the density or biomass of *Laminaria* between the treatment with kelp (L+D-) and the control (t -test, $p > 0.45$); *Desmarestia* was absent or in very low abundance in all treatments by this time (Fig. 1).

Changes in mean size (length and circumference) of marked *Codium* within each experimental treatment (Fig. 3) reflect seasonal variation in vegetative growth (which is greatest in summer/autumn) and losses through fragmentation and dislodgment (which are greatest in winter). The mean size of thalli increased in all treatments in autumn 1997 (between September and October) and then decreased over winter/spring (between October 1997 and May 1998). There were no significant effects

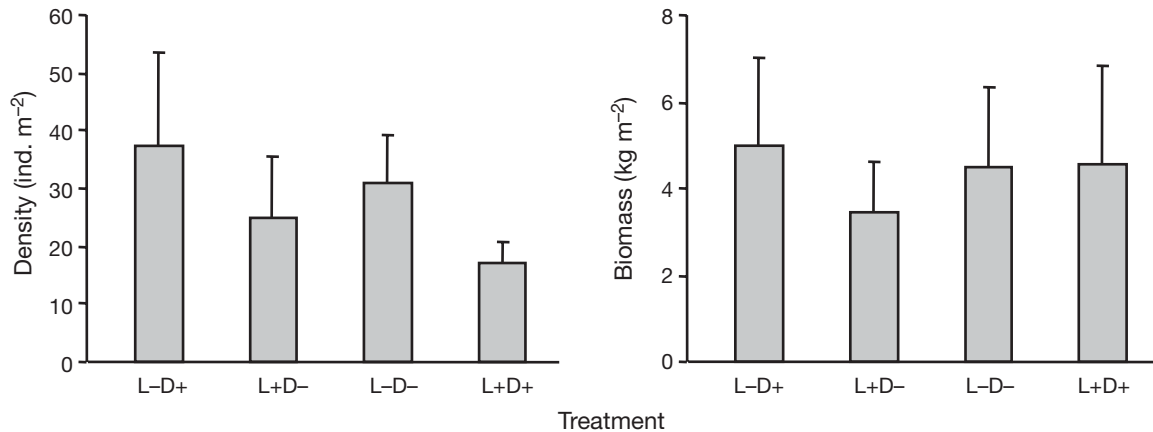


Fig. 2. *Codium fragile*. Density and biomass of *C. fragile* in the 4 treatments at the end (August 1999) of the *Laminaria* spp./*Desmarestia* spp. removal experiment (see Fig. 1 for explanation of treatments). Data are mean + SE for 4 replicate 1 m² plots per treatment

of treatment on the change in mean length or circumference during either interval (2-way ANOVA, $p > 0.08$). During the 1998 growing season (between May and October) however, there was a significant effect of *Laminaria* on the change in both length ($F_{1,67} = 5.3$, $p = 0.025$) and circumference ($F_{1,67} = 10.5$, $p = 0.002$), with increases occurring only in treatments without kelp (Fig. 4). There was no effect of *Desmarestia* on either measure ($p > 0.50$), and no interaction between *Laminaria* and *Desmarestia* ($p > 0.30$). During winter 1998–1999 (between October and February), the size of *Codium* decreased in all treatments except the control. There were no significant treatment effects on the change in length (log-transformed data, $p > 0.08$), but a significant effect of *Laminaria* on change in circumference ($F_{1,67} = 3.17$, $p = 0.025$), with decreases in treatments without *Laminaria* but not in those with kelp present. There was no effect of *Desmarestia* on change in circumference of *Codium* ($p > 0.40$), and no interaction between *Laminaria* and *Desmarestia* ($p > 0.70$). During the 1999 growing season (June to August), the size of *Codium* increased again with no effect of treatment ($p > 0.25$). A similar result was obtained when the interval was extended from February to August 1999. Maximum growth rates of individual thalli (standardized per month during each growing season) were 12.0, 11.1 and 9.6 cm mo⁻¹ in 1997, 1998 and 1999, respectively.

Survival rate of marked plants, pooled across plots within treatments, was high in all treatments after the first year (85 to 100% of the initial number in October 1998) and did not differ between treatments (2-way contingency table,

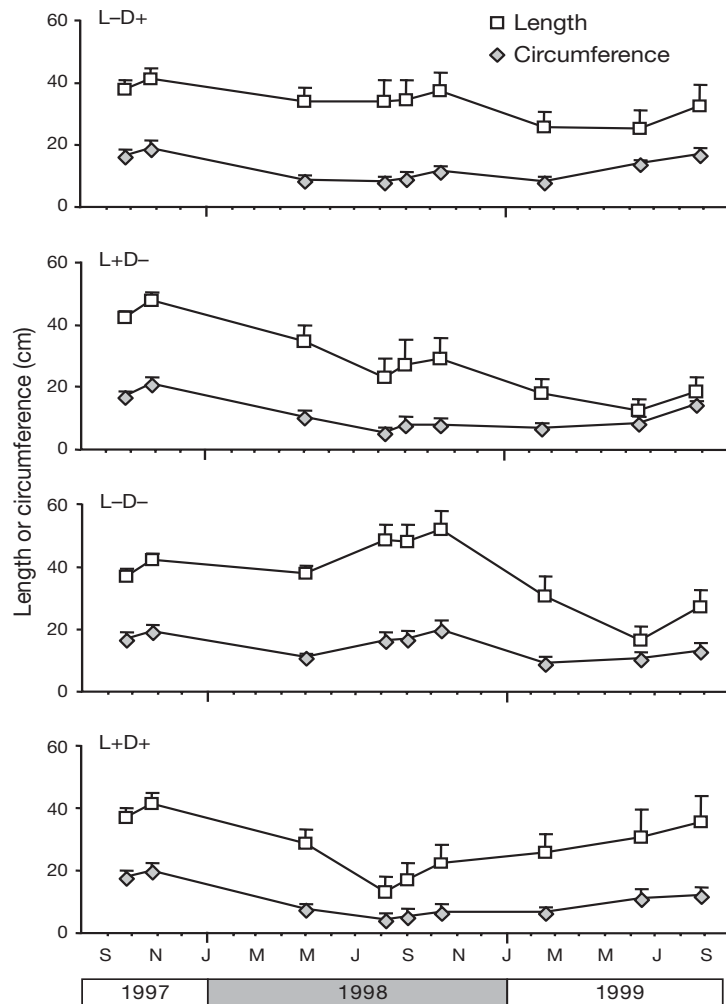


Fig. 3. *Codium fragile*. Change in length and circumference of marked plants over a 2 yr period (September 1997 to August 1999) in the 4 treatments in the *Laminaria* spp./*Desmarestia* spp. removal experiment (see Fig. 1 for explanation of treatments). Data are mean + SE. Plants were pooled over 4 replicate 1 m² plots within each treatment ($n = 8$ to 22)

$\chi^2_3 = 3.08$, $p = 0.379$). Survivors included plants that were temporarily lost (presumably due to dislodgment by wave action) during an interval, but later re-grew from a basal holdfast or residual filaments, and therefore were counted in subsequent intervals. This occurred in 18 out of the 81 cases (10 in May, 8 in July) or 22% of marked plants. Survival rate appeared to decrease markedly in all treatments during the second year (to 40–60% by August 1999). However, estimates of survival in 1999 may have been confounded by a decreased relocation rate of markers (due to overgrowth by coralline algae), particularly by June 1999 (21 markers not found). Also, some of the 14 plants that were recorded as lost in June (i.e. the marker was found but the plant was missing or reduced to a holdfast) may have regenerated after August, had the experiment not ended then. Survival rate of relocated plants at the end of the experiment did not differ between treatments ($\chi^2_3 = 0.95$, $p = 0.813$).

Dense stands of *Codium fragile* inhibit recolonization of native canopy species

The Pulse removal of *Codium* in August 1997, and again in the same plots in July 1998, resulted in increases in the cover of *Laminaria* (mainly juveniles that could not be resolved to species) and *Desmarestia* (exclusively *D. viridis*) relative to the control (Fig. 5). Repeated measures ANOVA of percentage cover of each native species/genus (arcsin-transformed data) from April to July 1998 (8 to 12 mo after the first Pulse treatment) showed significant effects of treatment (*Laminaria*: $F_{1,8} = 14.5$, $p = 0.005$; *Desmarestia*: $F_{1,8} = 22.9$, $p = 0.001$) and date (*Laminaria*: $F_{1,1,8,8} = 6.2$, $p =$

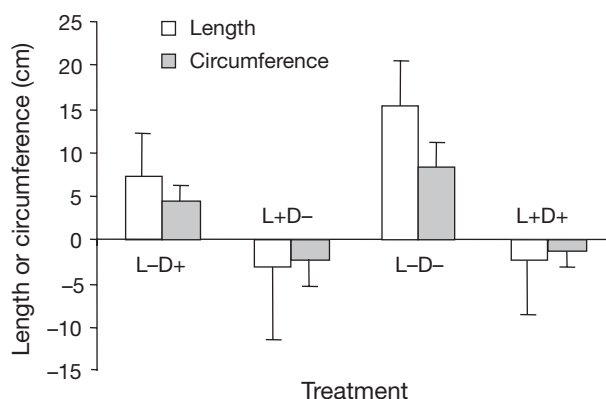


Fig. 4. *Codium fragile*. Change in length and circumference of marked plants over a 5.5 mo period (1 May 1998 to 14 October 1998) in the 4 treatments in the *Laminaria* spp./*Desmarestia* spp. removal experiment (see Fig. 1 for explanation of treatments). Data are mean + SE for plants pooled over 4 replicate 1 m² plots within each treatment ($n = 16$ to 20)

0.033; *Desmarestia*: $F_{2,16} = 46.9$, $p < 0.001$). There was no interaction of treatment and date for *Laminaria* ($F_{1,1,8,8} = 1.8$, $p = 0.212$); the interaction was significant for *Desmarestia* ($F_{2,16} = 21.7$, $p < 0.001$) due to changes in the magnitude of the difference between treatments over time.

Similar results were obtained over 1 yr after the second Pulse (July 1998 to August 1999, excluding August 1998 because of missing data) when the Press treatment was included in the analysis: there were significant effects of treatment (*Laminaria*: $F_{2,12} = 4.80$, $p = 0.029$; *Desmarestia*: $F_{2,12} = 14.8$, $p = 0.001$) and date (*Laminaria*: $F_{2,3,27,3} = 4.00$, $p = 0.026$; *Desmarestia*: $F_{2,2,26,1} = 34.5$, $p < 0.001$) and a significant interaction between treatment and date (*Laminaria*: $F_{4,6,27,3} = 4.19$, $p = 0.007$; *Desmarestia*: $F_{4,3,26,1} = 10.9$, $p < 0.001$). Post hoc tests indicated that canopy cover of both *Laminaria* and *Desmarestia* was significantly greater in the 2 *Codium* removal treatments than in the control ($p < 0.05$), but did not differ significantly between the Press and Pulse treatments.

At the end of the experiment (August 1999), *Laminaria* was virtually absent in the control plots (Fig. 6), resulting in highly significant differences among treatments (1-way ANOVA, log-transformed data) for both density ($F_{2,12} = 58.2$, $p < 0.001$) and biomass ($F_{2,12} = 35.6$, $p < 0.001$). Post hoc tests indicated that *Laminaria* density was higher in the Press than in the Pulse treatment (Tukey's test, $p < 0.05$). This was due to numerous small sporophytes in the Press treatment (93% of plants were < 20 cm total length), which had accumulated over the past year, compared to the Pulse treatment with fewer small (52% were < 20 cm) and some large sporophytes (up to 180 cm), which had accumulated over the past 2 yr since the initial Pulse removal of *Codium*. Differences in sporophyte size among replicate plots of the Pulse removal treatment resulted in high within-treatment variability in biomass. Consequently, biomass of *Laminaria* did not differ significantly between the Pulse and Press treatments ($p > 0.05$), although on average it was 3 times greater in the Pulse treatment. The annual kelp *Saccorhiza dermatodea* was most abundant (but patchy) in the Press treatment (Fig. 6), although among treatment differences were significant only for biomass (1-way ANOVA, log-transformed data: $F_{2,12} = 5.45$, $p = 0.021$) and not density ($F_{2,12} = 2.65$, $p = 0.112$). Post hoc tests indicated that biomass of *S. dermatodea* did not differ significantly ($p = 0.071$) between removal treatments, both of which had a greater biomass than the control ($p < 0.05$). *Desmarestia viridis* occurred only in the Press removal treatment (Fig. 6).

In the Pulse removal treatment, the density and biomass of *Codium* (Fig. 7) were significantly higher in August 1999 (1 yr after the second Pulse removal) than in July 1998 (1 yr after the first Pulse removal) (paired

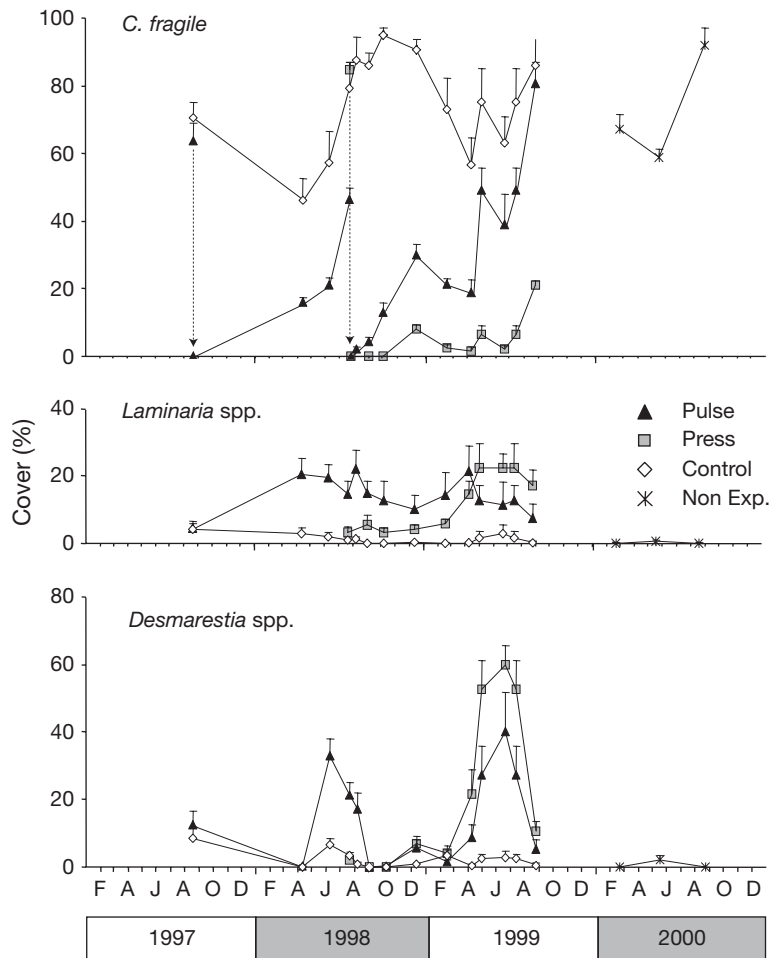


Fig. 5. *Codium fragile*, *Laminaria* spp. and *Desmarestia* spp. Change in percentage canopy cover of algae in 2 treatments in which *Codium* was experimentally removed (Pulse: a single pulse removal in August 1997 and again in July 1998—indicated by the 2 arrows; Press: continued removal from July 1998—indicated by the right arrow—to August 1999) and in an unmanipulated control. Also shown is canopy cover of each species in the natural assemblage (Non Exp., non-experimental random samples) from February to August 2000. Data are mean +SE for 5 replicate 1 m² plots per treatment (10 plots for the non-experimental random samples)

samples *t*-test: density, $t_3 = 10.6$, $p < 0.001$; biomass, $t_3 = 2.9$, $p < 0.030$). In July 1998, the density of *Codium* in the Pulse removal treatment was similar to that in unmanipulated plots (measured when the Press removal treatment plots were cleared) (independent samples *t*-test: $t_6 = 0.61$, $p = 0.280$). However, because Pulse removal treatment consisted mainly of small plants that had recruited or re-grown over the past year, the biomass of *Codium* was less than half that in unmanipulated plots ($t_8 = 4.2$, $p = 0.001$). However, in August 1999, after the second Pulse removal, neither density nor biomass of *Codium* differed between treatment and unmanipulated control plots (independent samples *t*-test: density, $t_8 = 0.26$, $p = 0.400$; biomass, $t_8 = 0.43$, $p = 0.337$). Thus the recovery of *Codium* after a Pulse re-

moval was more rapid and complete during the second 1 yr period. The change in percentage cover of *Codium* (Fig. 5) shows the same pattern.

The mean size of marked *Codium* plants within control plots decreased over winter (between December 1998 and April 1999) by 41% in length (from 54.4 ± 4.2 [SE] to 31.9 ± 5.3 cm) and 15% in circumference (from 20.4 ± 2.1 to 8.5 ± 1.5 cm). There was little change in these measures throughout the rest of the experiment (to August 1999). The survival rate of these marked plants was 90% after 9 mo.

DISCUSSION

Our experiments provide clear evidence that the invasive success of *Codium fragile* ssp. *tomentosoides* on the Atlantic coast of Nova Scotia is mediated by competitive interactions with native canopy-forming seaweeds (*Laminaria* and *Desmarestia* spp.). We show that *Codium* in Nova Scotia (1) exhibits reduced growth when associated with kelp, (2) prevents re-colonization by kelp once dense meadows are established, and (3) persists as the dominant canopy-forming seaweed for prolonged periods.

Native seaweeds inhibit the growth of *Codium fragile* in kelp beds

Experimental removal of *Laminaria* and *Desmarestia* at 8 m depth, which mimics the effects of a severe outbreak of *Membranipora membranacea*, demonstrated that competitive interactions with large, canopy-forming brown algae can limit the growth of *Codium*. Differences in the cover of *Codium* between treatments provide an indication of the magnitude of the effects of manipulations. These differences cannot strictly be used to infer an effect of treatment because we recorded percent cover (upper canopy surface), which results in non-independent measures of manipulated (*Laminaria*, *Desmarestia*) and response (*Codium*) variables. Differences between treatments in *Codium* cover were statistically significant in summer and fall of 1997 and 1998, when the cover was greatest in plots where both *Laminaria* and *Desmarestia* were removed. *Codium* cover did not differ significantly among treatments in 1999, after *M. membranacea* had naturally reduced the cover of large kelp plants and of

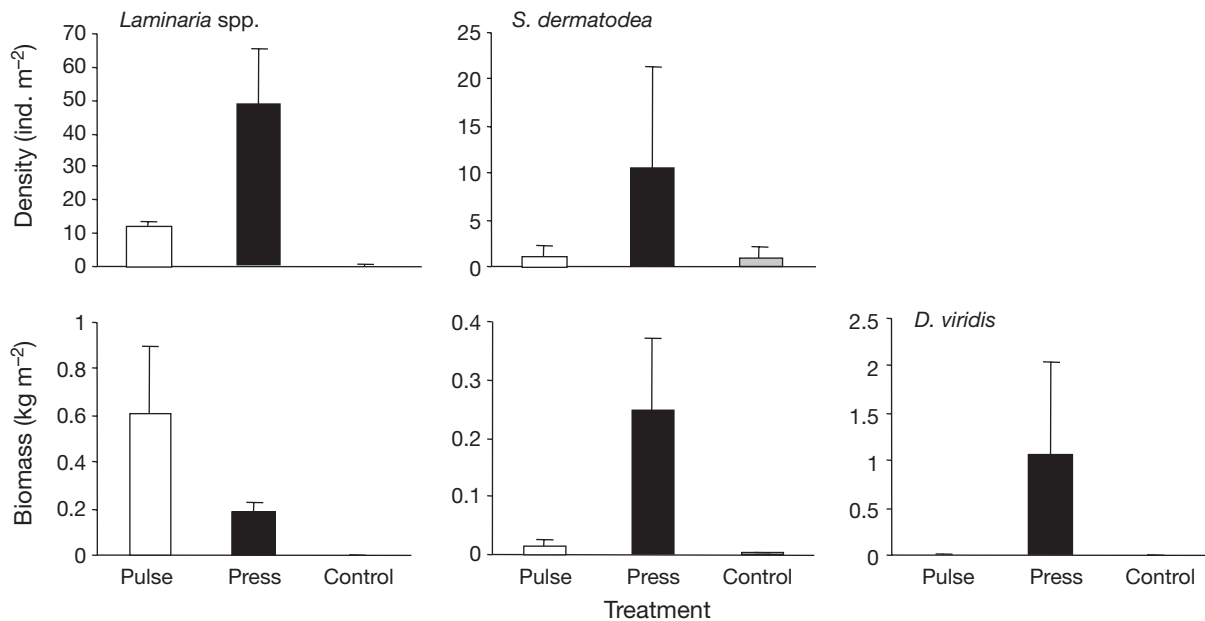


Fig. 6. *Laminaria* spp., *Saccorhiza dermatodea* and *Desmarestia viridis*. Algal density and biomass (*D. viridis*: biomass only) in the Pulse and Press removal treatments and control (see Fig. 5 for explanation of treatments) in August 1999. Data are mean + SE for 5 replicate 1 m² plots per treatment. Note the different y-axis ranges between panels

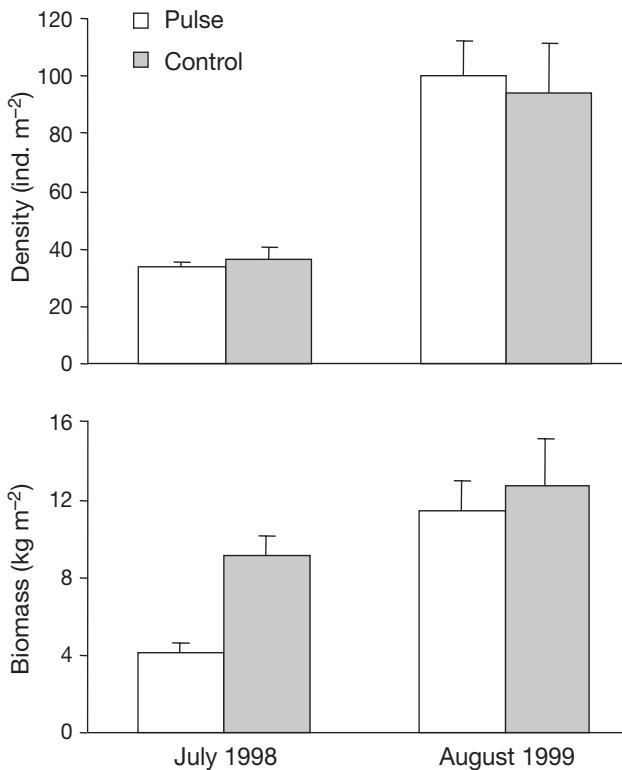


Fig. 7. *Codium fragile*. Density and biomass in the Pulse removal treatment and control (see Fig. 5 for explanation of treatment) in July 1998 and August 1999. Data are mean + SE for 5 replicate 1 m² plots per treatment (except in July 1998 where 4 replicates per treatment were used to calculate *Codium* density)

Desmarestia in treatments where these species were not manually removed (R. E. Scheibling pers. obs.). At the end of the experiment (August 1999), there were no statistically detectable differences among treatments in either the density or biomass of *Codium*, although mean density was up to 2 times greater in treatments where kelp was removed than in the control. The lack of an effect at this time may reflect the reduction in the magnitude of between-treatment differences in *Laminaria* and *Desmarestia* cover in 1999, and the ability of *Codium* to grow rapidly in the absence of an overlying canopy (as shown in the second experiment). Although *Laminaria* cover (in treatments where it was not removed) was similar each summer, kelp plants were smaller in 1999 (R. E. Scheibling unpubl. data), after extensive fragmentation of the canopy the previous winter.

Large reciprocal fluctuations in the cover of *Codium* and *Laminaria* reflect between-species differences in seasonal patterns of production and loss of biomass. *Codium* grows most rapidly during the summer and fall, and undergoes extensive fragmentation during winter as a means of asexual propagation (Fralick & Mathieson 1972, 1973, Bégin & Scheibling 2003, Schmidt & Scheibling 2006a). Increased wave action during winter storms also reduces *Codium* cover by detachment of whole plants, although remnants of the basal holdfast can regenerate a new thallus the following spring (Fralick & Mathieson 1972, Trowbridge 1998, D'Amours & Scheibling in press). In contrast,

L. longicruris becomes nutrient limited over the summer and grows best during the cold, winter months when nutrients are readily available (Gagné et al. 1982). Kelp fronds are most heavily eroded in the fall because of tissue degeneration associated with nutrient limitation (Gagné et al. 1982), epiphytic growth of *Membranipora membranacea* (Scheibling et al. 1999), and grazing by the gastropod *Lacuna vincta* (Johnson & Mann 1988). Asynchrony in growing seasons of kelp and *Codium* may favor the establishment and spread of the invasive alga during periods when kelps are most vulnerable. Seasonal differences in patterns of growth between the green alga *Caulerpa taxifolia* and native macrophytes (including the seagrass *Posidonia oceanica*) may also be important in facilitating the spread of that invasive alga in the Mediterranean (Meinesz & Hesse 1991, Verlaque & Fritayre 1994).

The effect of our canopy manipulations on growth of individual thalli of *Codium* provides strong evidence of competition with kelps. In 1998, removal of kelp (but not *Desmarestia*) had a positive effect on growth (thallus length and circumference) of *Codium*. In 1999 however, when kelps were smaller (with less of a shading effect) and *Desmarestia* was virtually absent, *Codium* grew in all treatments with no detectable differences between treatments. Within our experimental plots, maximum growth rates of individual thalli during the 1997 to 1999 growing seasons (from 9.6 to 12 cm mo⁻¹) exceeded the peak growth rate (9.2 cm mo⁻¹) of *Codium* in a subtidal population in New England (Fralick & Mathieson 1973), indicating a high growth potential of *Codium* at our site. Other native canopy-forming seaweeds and seagrasses have been shown to inhibit non-indigenous vegetation, including the kelp *Undaria pinnatifida* on the east coast of Tasmania (Valentine & Johnson 2003), the brown alga *Sargassum muticum* along the coast of northern Spain (Andrew & Viejo 1998), and the seagrass *Posidonia oceanica* along the Tuscan coasts of the northwestern Mediterranean Sea (Ceccherelli et al. 2000).

The survival rate of marked *Codium* plants was high in all 4 treatments in the first year (85 to 100%), but dropped during winter in the second year (40 to 60%). The decline in survival was due mainly to the loss of the largest plants, which are more prone to fragmentation and wave dislodgment (Fralick & Mathieson 1972, D'Amours & Scheibling in press). This is reflected in decreases in mean thallus length of marked plants in canopy removal treatments between the fall of 1998 and the summer of 1999. This was most pronounced in the treatment without kelp or *Desmarestia*, and did not occur in the control, suggesting that canopy cover of native species may reduce fragmentation of *Codium* during winter by baffling wave surge. We probably underestimated survival of *Codium* at the

end of the experiment because some plants recorded as lost (i.e. those reduced to a holdfast) may have regenerated, had the experiment continued. Survival curves were similar among all treatments indicating no effect of canopy manipulations on the survival of *Codium*.

***Codium* meadows inhibit the re-establishment of native canopy-forming species**

Once established in shallow water at Little Duck Island in 1996, *Codium* expanded rapidly to accumulate a high biomass (this study, Chapman et al. 2002). The transition from dense kelp beds (mainly *Laminaria digitata*), which characterized this zone in the early 1990s, to a monospecific canopy (or meadow) of *Codium* occurred within 2 yr. Our experimental clearing of *Codium* at 4 m depth showed dense *Codium* meadows inhibit recruitment and growth of *Laminaria* and other large Phaeophyceae, such as the annuals *Saccorhiza dermatodea* and *Desmarestia viridis*. High densities of *Laminaria* recruits occurred in plots in which *Codium* was continuously cleared (Press removal treatment), indicating that spore supply was not limiting kelp recovery in this area. Some recruitment of kelps also occurred in plots where *Codium* was cleared once per year (Pulse removal treatment), but was limited by the rapid re-growth of *Codium*. Dense and bushy stands of *Codium* in control plots completely shaded the bottom, reduced water flow and increased sedimentation, thereby effectively inhibiting recruitment of kelps and other seaweeds. Previous studies have shown a similar inhibitory effect of invasive seaweeds on recruitment of native seaweeds in press-removal experiments. In the San Juan Islands (Washington State, USA), recruitment of native understory and canopy algae (including *Laminaria bongardiana*) was greater in plots where the invasive brown alga *Sargassum muticum* was continuously removed than in control plots after 3 yr (Britton-Simmons 2004). In the Mediterranean Sea, total cover and species richness of native vegetation were greater after 1 yr in plots where the invasive green alga *Caulerpa racemosa* was removed than in unmanipulated plots (Piazzi & Ceccherelli 2006).

Codium regenerated rapidly in our Pulse clearings. After 12 mo, density in cleared plots did not differ significantly from controls, suggesting that thalli (manually removed by plucking them from the bottom) regenerated from basal holdfasts. Vegetative re-growth from holdfasts was evident (particularly during summer months) in the Press removal treatment, where regenerating plants were removed on a monthly basis. In the second Pulse clearing, cover and

biomass of *Codium* after 12 mo also matched that of controls, showing complete recovery of *Codium* in metre-scale gaps within a year. Regeneration and rapid growth of *Codium* from basal parts or holdfasts confers a competitive advantage over recruits of kelp and other native seaweeds. Once established in dense meadows, *Codium* appears to be resilient to localized disturbances, such as wave dislodgment. *Sargassum muticum* exhibits a similar capacity for rapid recovery from disturbance that promotes its competitive displacement of native seaweeds (Deysher & Norton 1982, de Wreede 1983). Cover of *Codium* within unmanipulated plots remained high throughout our experiment (with cyclical, phenological decreases and increases), indicating persistence in the absence of major disturbance. This contrasts with the situation in Limfjorden (Denmark), where established stands of *Codium* were competitively displaced by expanding populations of *S. muticum* between 1990 and 1997 (Staehr et al. 2000).

A significant element of the invasion success of *Codium* is opportunistic exploitation of disturbance-generated gaps within native kelp beds created by *Membranipora membranacea*. Healthy kelp beds appear to resist *Codium*, but heavy infestations of the bryozoan can cause total defoliation of kelp over vast tracks of seabed (Scheibling et al. 1999, Chapman et al. 2002, R. E. Scheibling unpubl. data). *Desmarestia aculeata* also can be entirely encrusted by *M. membranacea* (Harris & Tyrrell 2001, R. E. Scheibling pers. obs.) and may erode in the same way. We have rarely seen *M. membranacea* on *Codium* in Nova Scotia, and then only as relatively small colonies on the older basal sections of the thallus, although high infestation rates have been reported in the Gulf of Maine (up to 76% of *Codium* plants with *M. membranacea*; Harris & Tyrrell 2001). No effect of *M. membranacea* on thallus fragmentation has been reported for *Codium*. By disproportionately affecting native canopy species, the epiphytic bryozoan not only provides *Codium* with an opportunity for invasion, but also a competitive edge over native species once the alien is established.

CONCLUSIONS AND FUTURE RESEARCH DIRECTIONS

In Nova Scotian kelp beds, *Laminaria longicuris* and *L. digitata* form dense perennial canopies that effectively shade the bottom and limit the growth of smaller understory species (Johnson & Mann 1988). Other canopy-forming seaweeds, such as *Desmarestia aculeata* and *D. viridis* and the annual kelp *Saccorhiza dermatodea*, typically occupy gaps in a healthy kelp canopy (Scheibling 1986, Scheibling et al. 1999). Luxu-

riant kelp beds appear to have inhibited the establishment of *Codium* until they were destroyed by recurrent infestations of *Membranipora membranacea* in the mid to late 1990s (Scheibling et al. 1999, Chapman et al. 2002). Our experimental results support this conclusion by showing that growth of *Codium* is limited by a kelp canopy. Once this canopy is removed and *Codium* expands to form dense meadows, the invasive alga prevents re-colonization by kelp and persists as the dominant canopy-forming seaweed for prolonged periods. Other factors contributing to the invasive success of *Codium* in Nova Scotia may include intense recruitment via dispersing propagules and vegetative production of new thalli (Schmidt & Scheibling 2005), a broad tolerance to physiological stressors (Bégin & Scheibling 2003, Schmidt & Scheibling 2005), morphological plasticity in response to wave climate (Bégin & Scheibling 2003, D'Amours & Scheibling in press), and low palatability to generalist herbivores such as the sea urchin *Strongylocentrotus droebachiensis* (Sumi & Scheibling 2005).

As outlined by Crooks (2002), exotic species can affect ecosystems by altering a number of ecosystem components, including the quality and quantity of food, and physical resources such as living space. An expanding body of experimental and correlational evidence suggests that *Codium* could exert significant bottom-up forcing on subtidal communities of the northwest Atlantic (Berman et al. 1992, Harris & Tyrrell 2001, Levin et al. 2002, Mathieson et al. 2003). Additional quantitative studies are required to assess the impacts of *Codium* on the structure and function of native communities at various spatial scales (Schmidt & Scheibling 2006a,b), and the extent to which such impacts are accelerated by interactions between multiple invaders such as *Membranipora membranacea* and *Paramoeba invadens*, the pathogenic agent of urchin mass mortality (Chapman et al. 2002).

The invasion success of *Codium* in the northwest Atlantic, like that of the kelp *Undaria pinnatifida* in Tasmania (Valentine & Johnson 2003) and *Sargassum muticum* in the northeast Pacific (Britton-Simmons 2004, 2006), is contingent on disturbance to native canopy species that otherwise preempt space. Indeed, disturbance can play a central role in the invasion ecology of many species (Hobbs & Huenneke 1992, Alpert et al. 2000), and identifying and ameliorating disturbances whenever possible (e.g. anthropogenic impacts) may preclude or diminish invasions at an early stage of development. Currently, *C. fragile* ssp. *tomentosoides*, *Membranipora membranacea*, and *Paramoeba invadens* are limited to regions below southern Québec. This may be related to suboptimal conditions for recruitment and survival, a lack of vectors (although commercial and recreational vessels regularly transit

between the southern and northern Gulf of St. Lawrence), or biotic resistance of northern subtidal communities, which differ somewhat in structure and organization from communities in more southern regions, like Nova Scotia (Scheibling et al. 1999, Chapman et al. 2002, Gagnon et al. 2004, Gagnon et al. 2005). A broader understanding of factors that determine the success of *Codium* in its invaded range, such as competitive and facilitative interactions with introduced and native species, will aid in predicting the future expansion of this highly invasive species.

Acknowledgements. We are indebted to T. Balch, A. Hennigar, I. Dempsey, and the many other divers who helped with field work, and to R. Melady and S. Brady for assistance with data analysis and graphics. We thank A. Metaxas, D. Lyons, J.-S. Lauzon-Guay and 3 anonymous reviewers for their comments on earlier drafts of the manuscript. This research was supported by a Natural Sciences and Engineering Research Council of Canada (NSERC) Discovery Grant to R.E.S.

LITERATURE CITED

- Alpert P, Bone E, Holzapfel C (2000) Invasiveness, invasibility and the role of environmental stress in the spread of non-native plants. *Perspect Plant Ecol Evol Syst* 3:52–66
- Andrew NL, Viejo RM (1998) Ecological limits to the invasion of *Sargassum muticum* in northern Spain. *Aquat Bot* 60:251–263
- Balata D, Piazzini L, Cinelli F (2004) A comparison among assemblages in areas invaded by *Caulerpa taxifolia* and *C. racemosa* on a subtidal Mediterranean rocky bottom. *PSZN I: Mar Ecol* 25:1–13
- Balch T, Scheibling RE (2000) Temporal and spatial variability in settlement and recruitment of echinoderms in kelp beds and barrens in Nova Scotia. *Mar Ecol Prog Ser* 205: 139–154
- Bax N, Williamson A, Aguero M, Gonzalez E, Geeves W (2003) Marine invasive alien species: a threat to global biodiversity. *Mar Policy* 27:313–323
- Bégin C, Scheibling RE (2003) Growth and survival of the invasive green alga *Codium fragile* ssp. *tomentosoides* in tide pools on a rocky shore in Nova Scotia. *Bot Mar* 46: 404–412
- Berman J, Harris L, Lambert W, Buttrick M, Dufresne M (1992) Recent invasions of the Gulf of Maine: three contrasting ecological histories. *Conserv Biol* 6:435–441
- Bird CJ, Dadswell MJ, Grund DW (1993) First record of the potential nuisance alga *Codium fragile* ssp. *tomentosoides* (Chlorophyta, Caulerpaceae) in Atlantic Canada. *Proc N S Inst Sci* 40:11–17
- Boudouresque CF, Verlaque M (2002) Biological pollution in the Mediterranean Sea: invasive versus introduced macrophytes. *Mar Pollut Bull* 44:32–38
- Britton-Simmons KH (2004) Direct and indirect effects of the introduced alga *Sargassum muticum* on benthic, subtidal communities of Washington State, USA. *Mar Ecol Prog Ser* 277:61–78
- Britton-Simmons KH (2006) Functional group diversity, resource preemption and the genesis of invasion resistance in a community of marine algae. *Oikos* 113:395–401
- Bruno JF, Bertness MD (2001) Habitat modification and facilitation in benthic marine communities. In: Bertness MD, Gaines SD, Hay ME (eds) *Marine community ecology*. Sinauer Associates, Sunderland, p 201–218
- Buschbaum C, Chapman AS, Saier B (2006) How an introduced seaweed can affect epibiota diversity in different coastal systems. *Mar Biol* 148:743–754
- Callaway RM (1995) Positive interactions among plants. *Bot Rev* 61:306–349
- Carlton JT (1992) Introduced marine and estuarine mollusks of North America: an end-of-the-20th-century perspective. *J Shellfish Res* 11:489–505
- Carlton JT (1999) Scale and ecological consequences of biological invasions in the world's oceans. In: Sandlund OT, Schei PJ, Viken A (eds) *Invasive species and biodiversity management*. Kluwer Academic Publisher, Dordrecht, p 195–212
- Carlton JT, Scanlon JA (1985) Progression and dispersal of an introduced alga: *Codium fragile* ssp. *tomentosoides* (Chlorophyta) on the Atlantic coast of North America. *Bot Mar* 28:155–165
- Casas G, Scrosati R, Piriz ML (2004) The invasive kelp *Undaria pinnatifida* (Phaeophyceae, Laminariales) reduces native seaweed diversity in Nuevo Gulf (Patagonia, Argentina). *Biol Invasions* 6:411–416
- Castilla JC, Uribe M, Bahamonde N, Clarke M and 7 others (2005) Down under the southeastern Pacific: marine non-indigenous species in Chile. *Biol Invasions* 7:213–232
- Ceccherelli G, Piazzini L, Cinelli F (2000) Response of the non-indigenous *Caulerpa racemosa* (Forsskal) J. Agardh to the native seagrass *Posidonia oceanica* (L.) Delile: effect of density of shoots and orientation of edges of meadows. *J Exp Mar Biol Ecol* 243:227–240
- Chapman AS (1999) From introduced species to invader: What determines variation in the success of *Codium fragile* ssp. *tomentosoides* (Chlorophyta) in the North Atlantic Ocean? *Helgol Meeresunters* 52:277–289
- Chapman AS, Scheibling RE, Chapman ARO (2002) Species introductions and changes in marine vegetation of Atlantic Canada. In: Claudi R, Nantel P, Muckle-Jeffs E (eds) *Alien invaders in Canada's waters, wetlands and forests*. Natural Resources Canada, Canadian Forest Service Science Branch, Ottawa, p 133–148
- Cohen AN, Carlton JT (1998) Accelerating invasion rate in a highly invaded estuary. *Science* 279:555–558
- Crooks JA (2002) Characterizing ecosystem-level consequences of biological invasions: the role of ecosystem engineers. *Oikos* 97:153–166
- D'Amours O, Scheibling RE (in press) Effect of wave exposure on morphology, attachment strength and survival of the invasive green alga *Codium fragile* ssp. *tomentosoides*. *J Exp Mar Biol Ecol*
- de Wreede RE (1983) *Sargassum muticum* (Fucales, Phaeophyta): regrowth and interaction with *Rhodomela larix* (Ceraminales, Rhodophyta). *Phycologia* 22:153–160
- Deysher LE, Norton TA (1982) Dispersal and colonisation in *Sargassum muticum* (Yendo) Fensholt. *J Exp Mar Biol Ecol* 56:179–195
- Elton CS (1958) *The ecology of invasions by animals and plants*. Methuen, London
- Fralick RA, Mathieson AC (1972) Winter fragmentation of *Codium fragile* (Suringar) Hariot ssp. *tomentosoides* (van Goor) Silva (Chlorophyceae, Siphonales) in New England. *Phycologia* 11:67–70
- Fralick RA, Mathieson AC (1973) Ecological studies of *Codium fragile* in New England, USA. *Mar Biol* 19: 127–132
- Gagné JA, Mann KH, Chapman ARO (1982) Seasonal patterns of growth and storage in *Laminaria longicruris* in

- relation to differing patterns of availability of nitrogen in the water. *Mar Biol* 69:91–101
- Gagnon P, Himmelman JH, Johnson LE (2004) Temporal variation in community interfaces: kelp-bed boundary dynamics adjacent to persistent urchin barrens. *Mar Biol* 144: 1191–1203
- Gagnon P, Johnson LE, Himmelman JH (2005) Kelp patch dynamics in the face of intense herbivory: stability of *Agarum clathratum* (Phaeophyta) stands and associated flora on urchin barrens. *J Phycol* 41:498–505
- Garbary DJ, Vandermeulen H, Kim KY (1997) *Codium fragile* ssp. *tomentosoides* (Chlorophyta) invades the Gulf of St Lawrence, Atlantic Canada. *Bot Mar* 40:537–540
- Grosholz ED, Ruiz GM (1996) Predicting the impact of introduced marine species: lessons from the multiple invasions of the European green crab *Carcinus maenas*. *Biol Conserv* 78:59–66
- Grosholz ED, Ruiz GM, Dean CA, Shirley KA, Maron JL, Connors PG (2000) The impacts of a nonindigenous marine predator in a California bay. *Ecology* 81:1206–1224
- Harris LG, Tyrrell MC (2001) Changing community states in the Gulf of Maine: synergism between invaders, overfishing and climate change. *Biol Invasions* 3:9–21
- Hobbs RJ, Huenneke LF (1992) Disturbance, diversity, and invasions: implications for conservation. *Conserv Biol* 6: 324–337
- Jaubert JM, Chisholm JRM, Minghelli-Roman A, Marchionetti M, Morrow JH, Ripley HT (2003) Re-evaluation of the extent of *Caulerpa taxifolia* development in the northern Mediterranean using airborne spectrographic sensing. *Mar Ecol Prog Ser* 263:75–82
- Johnson CR, Mann KH (1988) Diversity, patterns of adaptation, and stability of Nova Scotian kelp beds. *Ecol Monogr* 58:129–154
- Kushner RB, Hovel KA (2006) Effects of native predators and eelgrass habitat structure on the introduced Asian mussel *Musculista senhousia* (Benson in Cantor) in southern California. *J Exp Mar Biol Ecol* 332:166–177
- Lambert WJ, Levin PS, Berman J (1992) Changes in the structure of a New England (USA) kelp bed: the effects of an introduced species? *Mar Ecol Prog Ser* 88:303–307
- Levin PS, Coyer JA, Petrik R, Good TP (2002) Community-wide effects of nonindigenous species on temperate rocky reefs. *Ecology* 83:3182–3193
- MacIsaac HJ (1996) Potential abiotic and biotic impacts of zebra mussels on the inland waters of North America. *Am Zool* 36:287–299
- Mathieson AC, Dawes CJ, Harris LG, Hehre EJ (2003) Expansion of the Asiatic green alga *Codium fragile* subsp. *tomentosoides* in the Gulf of Maine. *Rhodora* 105:1–53
- Meidel SK, Scheibling RE (1998) Annual reproductive cycle of the green sea urchin, *Strongylocentrotus droebachiensis*, in differing habitats in Nova Scotia, Canada. *Mar Biol* 131: 461–478
- Meinesz A, Hesse B (1991) Introduction et invasion de l'algue tropicale *Caulerpa taxifolia* en Méditerranée nord-occidentale. *Oceanol Acta* 14:415–426
- Parker JD, Burkepile DE, Hay ME (2006) Opposing effects of native and exotic herbivores on plant invasions. *Science* 311:1459–1461
- Piazzi L, Ceccherelli G (2006) Persistence of biological invasion effects: recovery of macroalgal assemblages after removal of *Caulerpa racemosa* var. *cylindracea*. *Estuar Coast Shelf Sci* 68:455–461
- Posey MH (1988) Community changes associated with the spread of an introduced seagrass, *Zostera japonica*. *Ecology* 69:974–983
- Reusch TBH, Williams SL (1999) Macrophyte canopy structure and the success of an invasive marine bivalve. *Oikos* 84:398–416
- Ribera MA, Boudouresque CF (1995) Introduced marine plants, with special reference to macroalgae: mechanisms and impact. In: Round FE, Chapman DJ (eds) *Progress in phycological research*, Vol 11. Biopress, Bristol, p 187–268
- Ricciardi A (2001) Facilitative interactions among aquatic invaders: Is an 'invasional meltdown' occurring in the Great Lakes? *Can J Fish Aquat Sci* 58:2513–2525
- Ruiz GM, Carlton JT, Grosholz ED, Hines AH (1997) Global invasions of marine and estuarine habitats by non-indigenous species: mechanisms, extent, and consequences. *Am Zool* 37:621–632
- Ruiz GM, Fofonoff PW, Carlton JT, Wonham MJ, Hines AH (2000) Invasion of coastal marine communities in North America: apparent patterns, processes, and biases. *Annu Rev Ecol Syst* 31:481–531
- Sanchez I, Fernandez C, Arrontes J (2005) Long-term changes in the structure of intertidal assemblages after invasion by *Sargassum muticum* (Phaeophyta). *J Phycol* 41:942–949
- Scheibling RE (1986) Increased macroalgal abundance following mass mortalities of sea urchins (*Strongylocentrotus droebachiensis*) along the Atlantic coast of Nova Scotia. *Oecologia* 68:186–198
- Scheibling RE, Anthony SX (2001) Feeding, growth and reproduction of sea urchins (*Strongylocentrotus droebachiensis*) on single and mixed diets of kelp (*Laminaria* spp.) and the invasive alga *Codium fragile* ssp. *tomentosoides*. *Mar Biol* 139:139–146
- Scheibling RE, Hennigar AW (1997) Recurrent outbreaks of disease in sea urchins *Strongylocentrotus droebachiensis* in Nova Scotia: evidence for a link with large-scale meteorologic and oceanographic events. *Mar Ecol Prog Ser* 152:155–165
- Scheibling RE, Hennigar AW, Balch T (1999) Destructive grazing, epiphytism, and disease: the dynamics of sea urchin–kelp interactions in Nova Scotia. *Can J Fish Aquat Sci* 56:2300–2314
- Schmidt AL, Scheibling RE (2005) Population dynamics of an invasive green alga, *Codium fragile* subsp. *tomentosoides*, in tidepools on a rocky shore in Nova Scotia, Canada. *Écoscience* 12:403–411
- Schmidt AL, Scheibling RE (2006a) Effects of native (*Laminaria* spp.) and invasive (*Codium fragile* ssp. *tomentosoides*) macroalgal canopies on composition and abundance of mobile benthic macrofauna and turf-forming algae. *J Exp Mar Biol Ecol* (in press)
- Schmidt AL, Scheibling RE (2006b) A comparison of epifauna and epiphytes on native kelps (*Laminaria* species) and an invasive alga (*Codium fragile* ssp. *tomentosoides*) in Nova Scotia, Canada. *Bot Mar* 49:315–330
- Simberloff D, Von Holle B (1999) Positive interactions of non-indigenous species: invasional meltdown? *Biol Invasions* 1:21–32
- Stachowicz JJ, Whitlatch RB, Osman RW (1999) Species diversity and invasion resistance in a marine ecosystem. *Science* 286:1577–1579
- Stæhr PA, Pedersen MF, Thomsen MS, Wernberg T, Krause-Jensen D (2000) Invasion of *Sargassum muticum* in Limfjorden (Denmark) and its possible impact on the indigenous macroalgal community. *Mar Ecol Prog Ser* 207:79–88
- Strayer DL, Hattala KA, Kahnle AW (2004) Effects of an invasive bivalve (*Dreissena polymorpha*) on fish in the Hudson River estuary. *Can J Fish Aquat Sci* 61:924–941
- Sumi CBT, Scheibling RE (2005) Role of grazing by sea

- urchins *Strongylocentrotus droebachiensis* in regulating the invasive alga *Codium fragile* ssp. *tomentosoides* in Nova Scotia. Mar Ecol Prog Ser 292:203–212
- Trowbridge CD (1998) Ecology of the green macroalga *Codium fragile* (Suringar) Hariot 1889: invasive and non-invasive subspecies. In: Ansell AD, Gibson RN, Barnes M (eds) Oceanography and marine biology, an annual review, Vol 36. UCL Press, London, p 1–64
- Valentine JP, Johnson CR (2003) Establishment of the introduced kelp *Undaria pinnatifida* in Tasmania depends on disturbance to native algal assemblages. J Exp Mar Biol Ecol 295:63–90
- Verlaque M (1994) Inventaire des plantes introduites en Méditerranée: origines et répercussions sur l'environnement et les activités humaines. Oceanol Acta 17:1–23
- Verlaque M, Fritayre P (1994) Modifications des communautés algales méditerranéennes en présence de l'algue envahissante *Caulerpa taxifolia* (Vahl) C. Agardh. Oceanol Acta 17:659–672
- Wonham MJ, O'Connor M, Harley CDG (2005) Positive effects of a dominant invader on introduced and native mudflat species. Mar Ecol Prog Ser 289:109–116
- York PH, Booth DJ, Glasby TM, Pease BC (2006) Fish assemblages in habitats dominated by *Caulerpa taxifolia* and native seagrasses in south-eastern Australia. Mar Ecol Prog Ser 312:223–234

Editorial responsibility: Otto Kinne (Editor-in-Chief), Oldendorf/Luhe, Germany

Submitted: July 28, 2006; Accepted: September 28, 2006
Proofs received from author(s): October 13, 2006