

The following supplement accompanies the article

Are oysters being bored to death? Influence of *Cliona celata* on *Crassostrea virginica* condition, growth and survival

John M. Carroll*, Kathryn A. O'Shaughnessy, Grant A. Diedrich, Christopher M. Finelli

*Corresponding author: jcarroll@georgiasouthern.edu

Diseases of Aquatic Organisms 117: 31–44 (2015)

Supplement.

Additional Figures

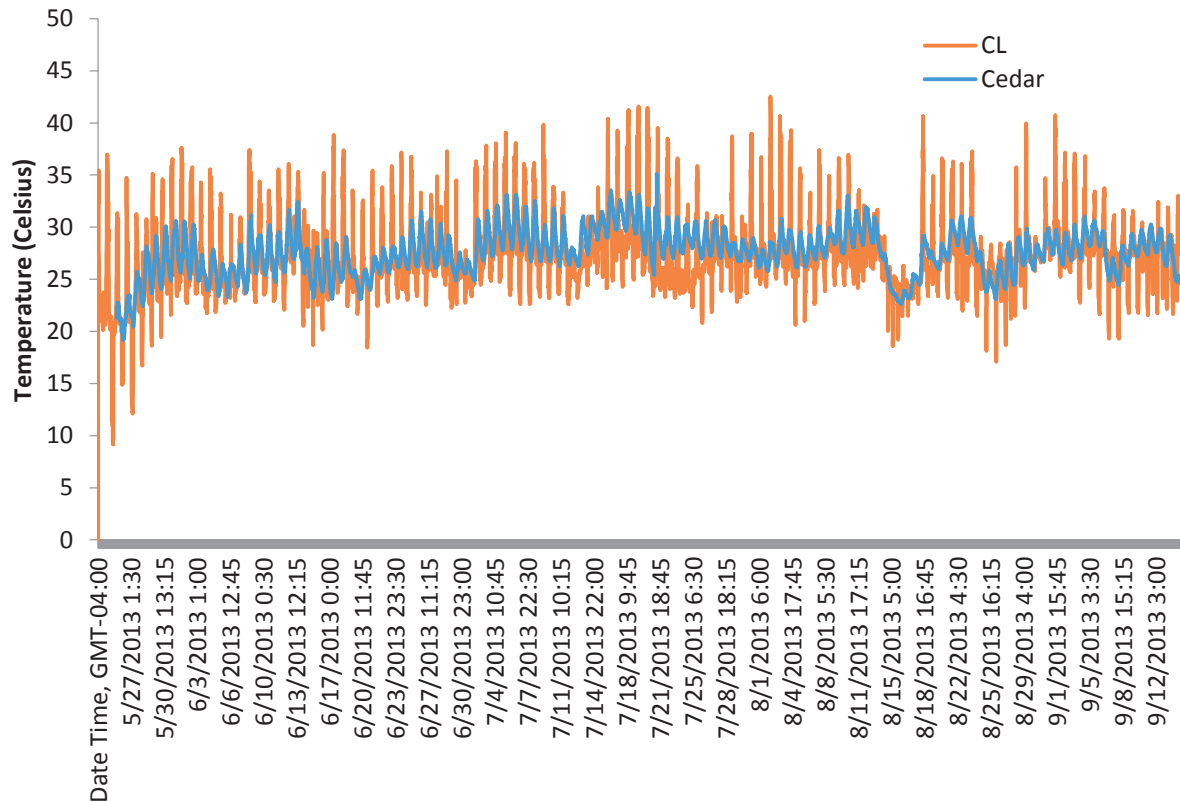


Figure S1. Continuous temperature recorded every 15 minutes from May through September 2013 using Onset Hobo® Pendant data loggers at the Clam Lease (CL, orange) where intertidal oysters were sampled and from Cedar Island (Cedar, blue) where Carolina Mariculture, which provided sponge colonized oyster samples for Experiment 1, is located.

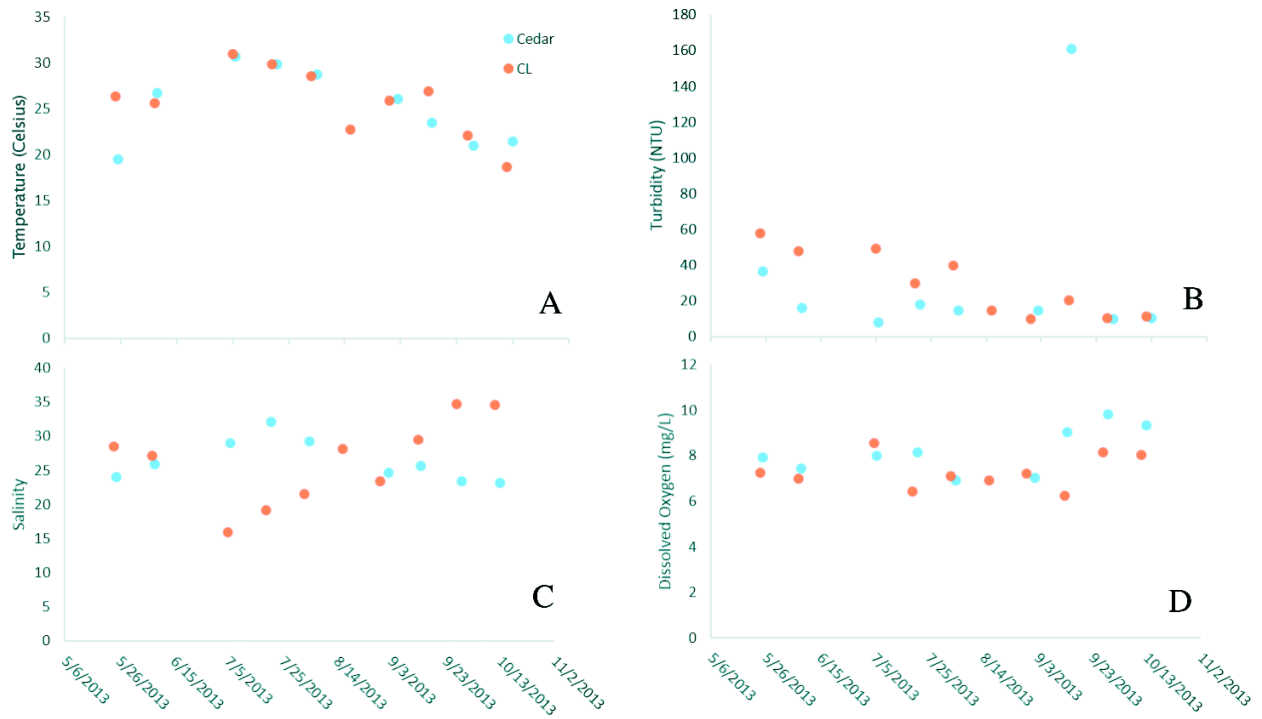


Figure S2. Point measurements for temperature (A), turbidity (B), salinity (C) and dissolved oxygen (D) collected using a Eureka Manta Multiprobe at the Clam Lease (CL, orange) and Cedar Island (Cedar, blue), approximately every 2 weeks from May through October 2013.

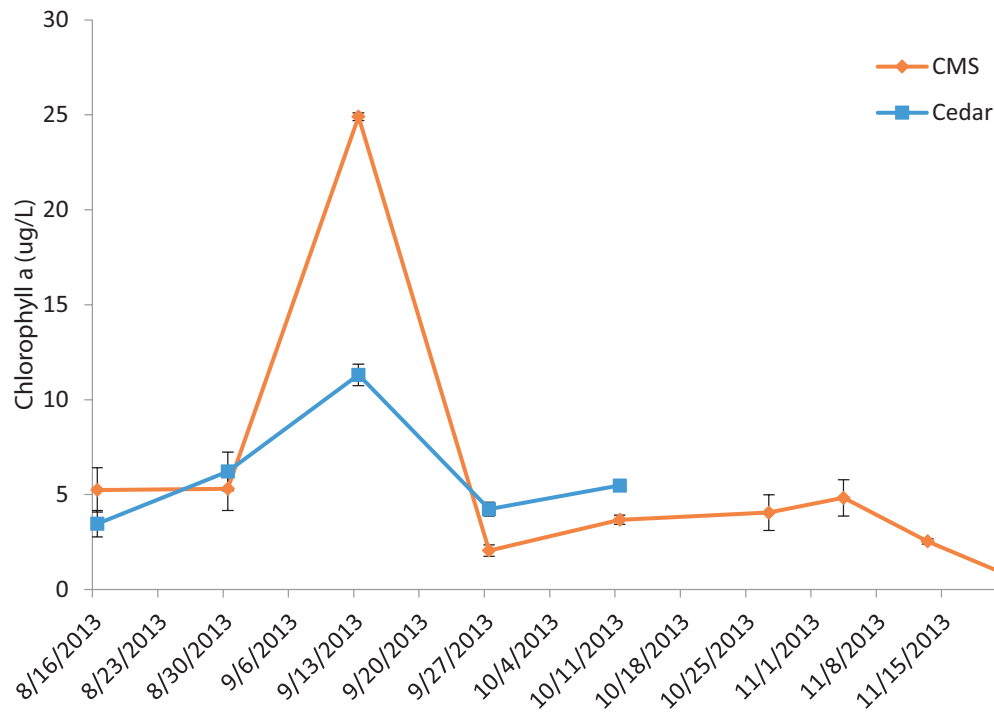


Figure S3. Chlorophyll *a* concentration (ug/L) for the Center for Marine Science (CMS, orange) and Cedar Island (Cedar, blue) collected approximately biweekly and measured using a Turner fluorometer from August through November 2013.

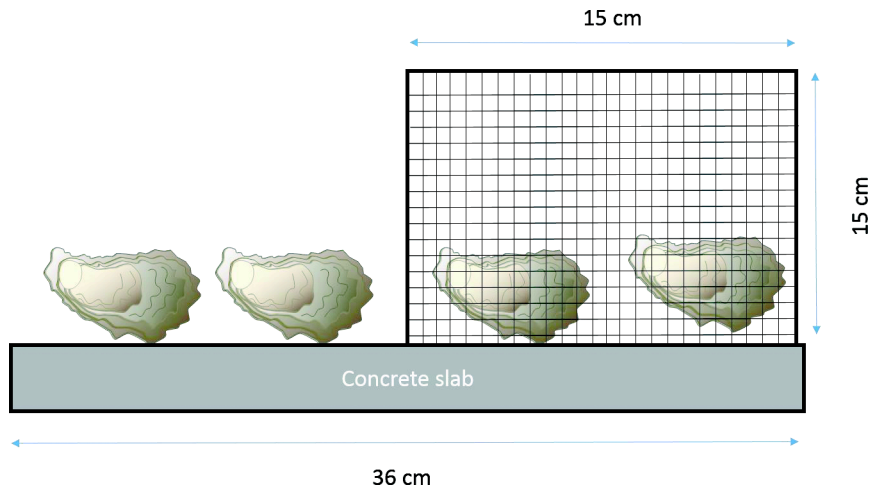


Figure S4. Schematic of the cage design used for Experiment 2. A 15 x 15 x 15 cm cage with a folding cover, built using 15mm wire mesh was set into a 3 cm deep wet concrete slab with approximate bottom area of 35 x 20 cm, and allowed to harden. Oysters were then placed either inside the cages and cages closed or on the portion of the concrete slab without the cage.