

Electronic Supplement: Supplementary Figure S1

Underwater hearing and communication in the endangered Hawaiian monk seal, *Neomonachus schauinslandi*

Jillian Sills^{1,*}, Kirby Parnell^{2,3}, Brandi Ruscher², Chloe Lew¹, Traci Kendall⁴, Colleen Reichmuth¹

¹Institute of Marine Sciences, Long Marine Laboratory, University of California Santa Cruz, Santa Cruz, CA 95060, USA

²Department of Ocean Sciences, University of California Santa Cruz, Santa Cruz, CA 95064, USA

³Marine Mammal Research Program, Hawaii Institute of Marine Biology, University of Hawaii, Kaneohe, HI, 96744, USA

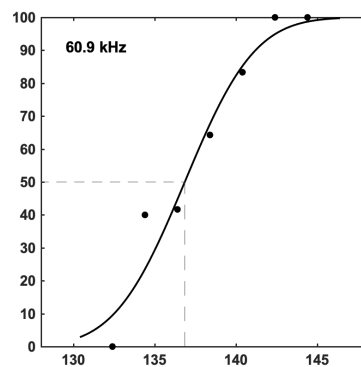
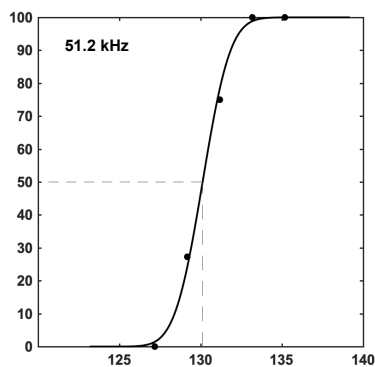
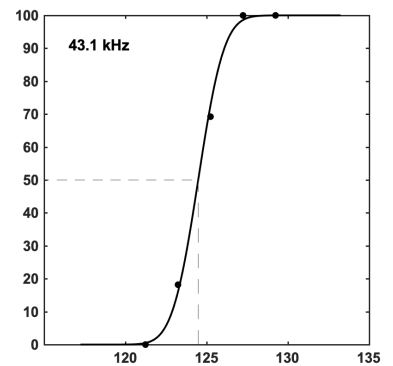
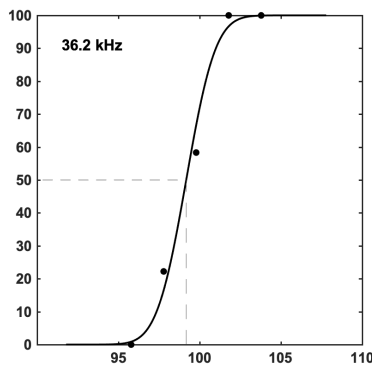
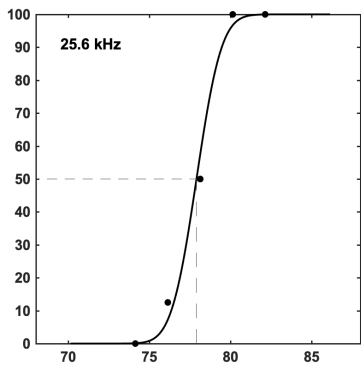
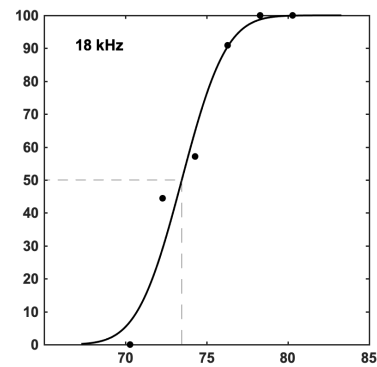
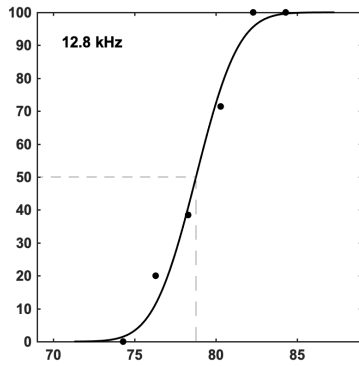
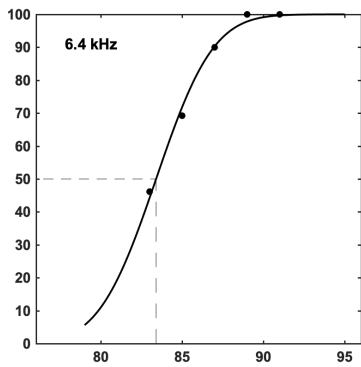
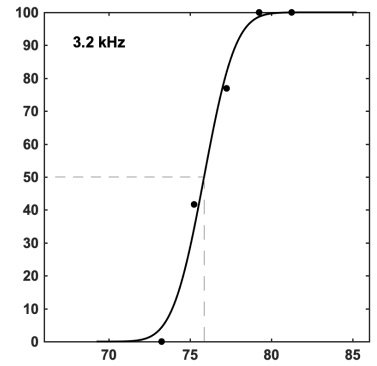
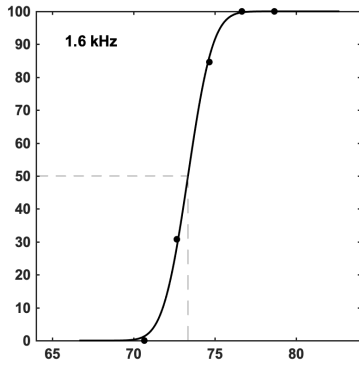
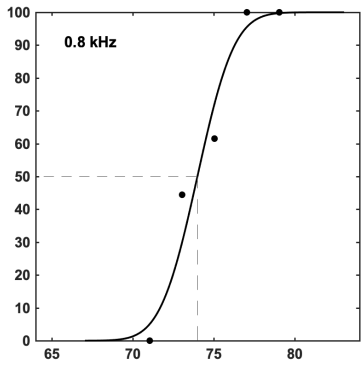
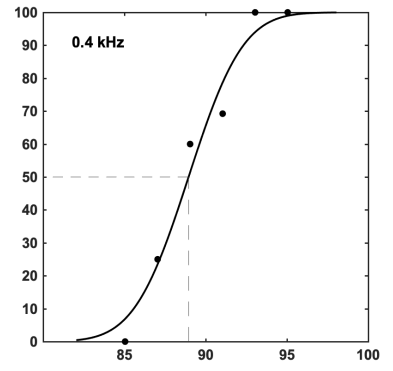
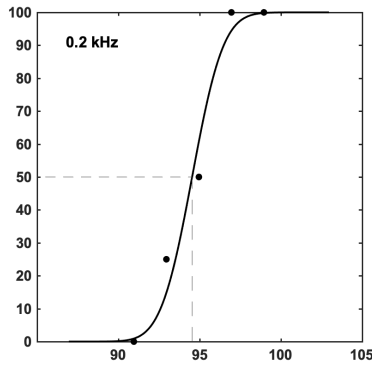
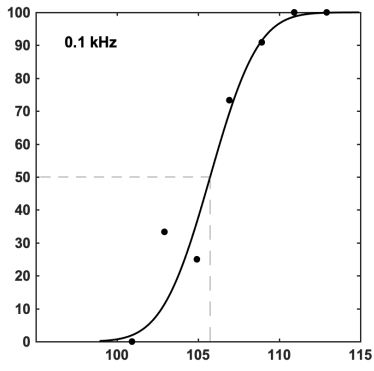
⁴Department of Ecology and Evolutionary Biology, University of California Santa Cruz, Santa Cruz, CA 95064, USA

***Corresponding Author Email:** jmsills@ucsc.edu

Psychometric functions obtained at 14 frequencies in water for Hawaiian monk seal *Kekoa*, with percent correct detection on signal-present trials (y-axis) shown as a function of sound pressure level (dB re 1 μ Pa, x-axis). Probit analysis was applied to fit these functions to the proportion of correct detections at each stimulus level presented during testing (5-7 SPLs and 38-53 trials per frequency; data from three staircase sessions). Threshold was measured using an inverse prediction, and is denoted here by the dashed line at the sound pressure level corresponding to 50% correct detection.

Psychometric functions for one Hawaiian monk seal in water

Percent Correct Detections



Sound Pressure Level (dB re 1 μPa)